

Finance  
Secretariat

*Account  
Rendition*

DEVELOPMENT PLAN 2016 - 2019

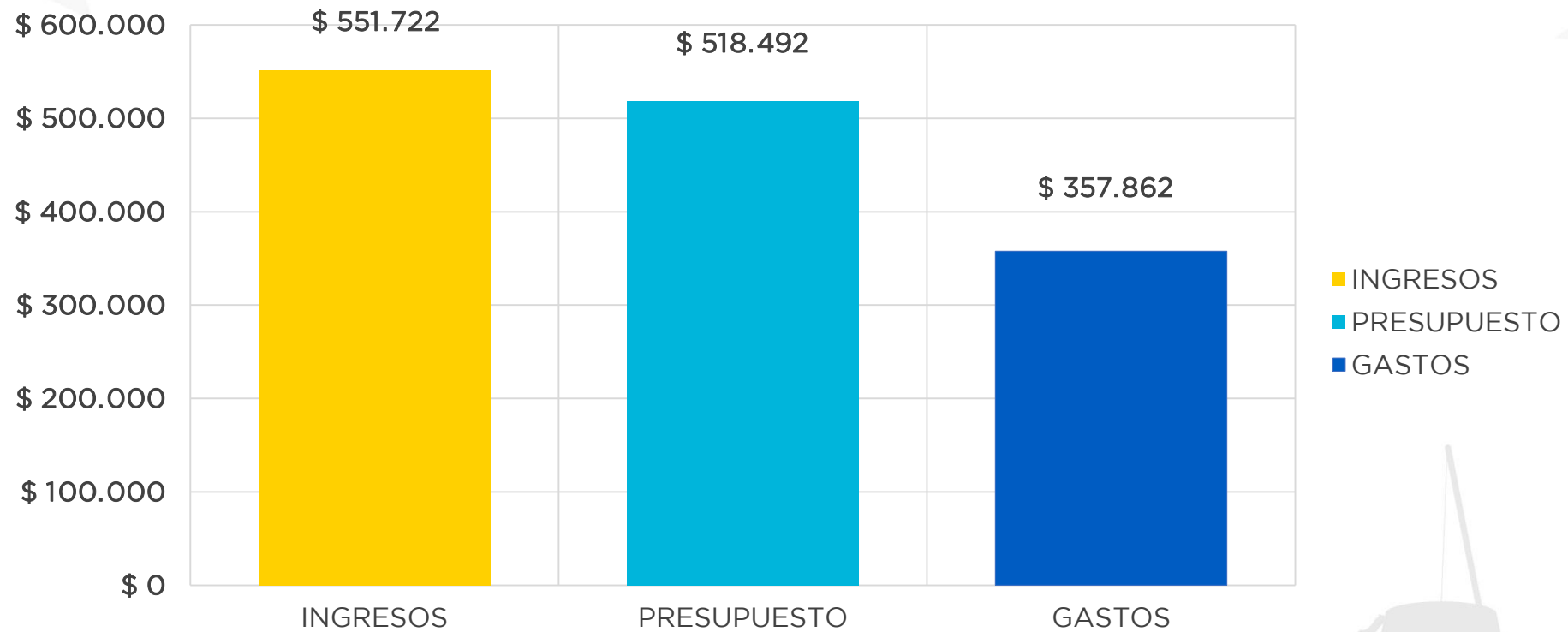
2018



GOBERNACIÓN  
Departamento Archipiélago  
de San Andrés, Providencia y  
Santa Catalina

LOS QUE SOÑAMOS  
SOMOS MÁS

# BUDGET, INCOME AND EXPENSES

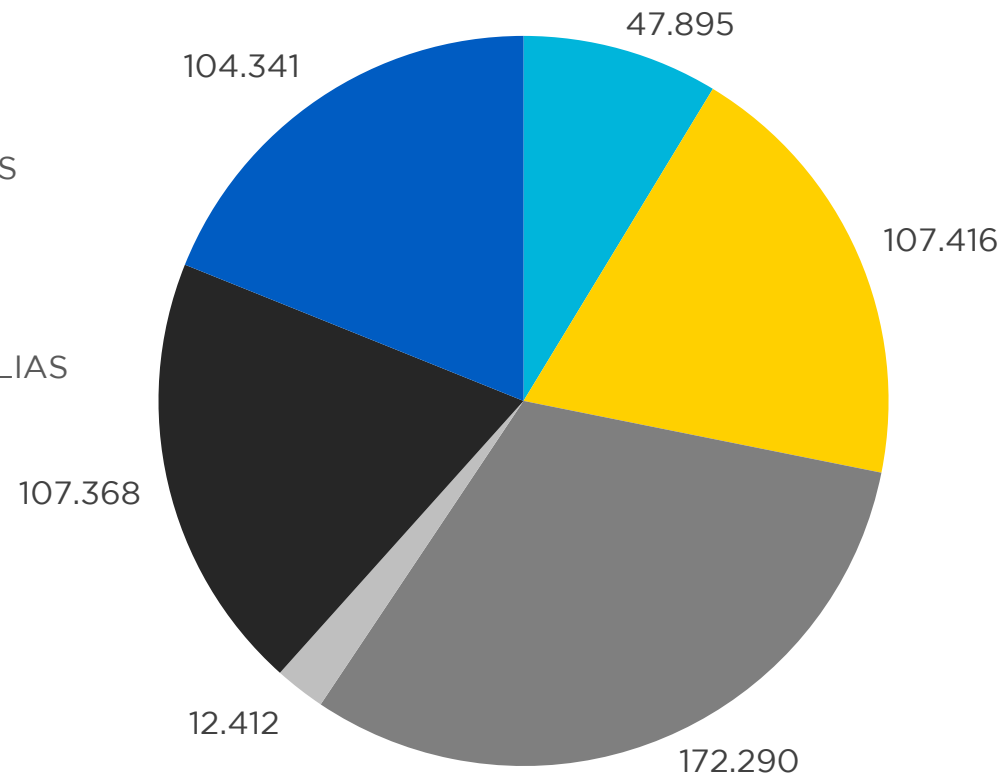


2018 Period




# 2018 INCOME IMPLEMENTATION

- TRIBUTARIOS
- TASAS MULTAS Y SANCIONES
- TRANSFERENCIAS
- OTROS
- RECURSOS DE CAPITAL
- SISTEMA GENERAL DE REGALIAS



**551,722**  
Millions



2018 Period



GOBERNACIÓN  
Departamento Archipiélago  
de San Andrés, Providencia y  
Santa Catalina


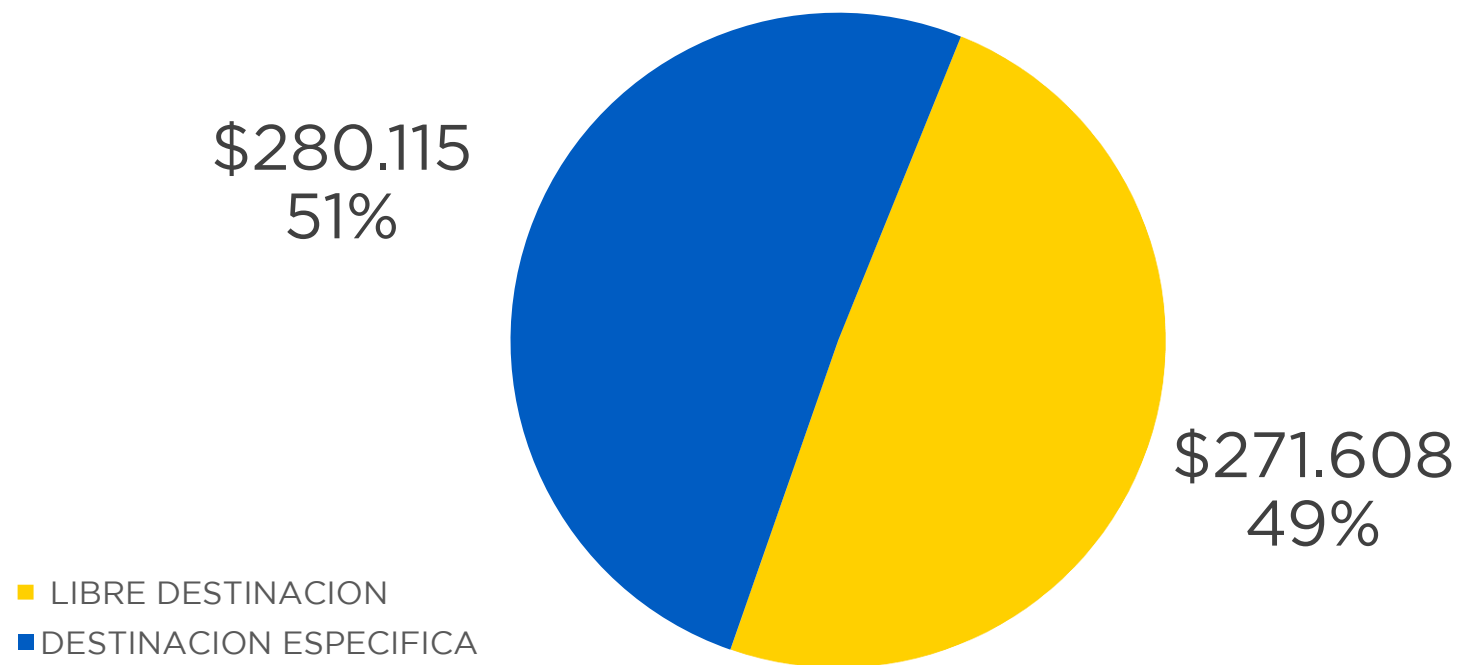
**+ ARCHIPIÉLAGO  
TRANSPARENTE**

*Rendición  
de cuentas*  
PLAN DE DESARROLLO 2016-2019

**2018**

**LOS QUE SOÑAMOS  
SOMOS MÁS**

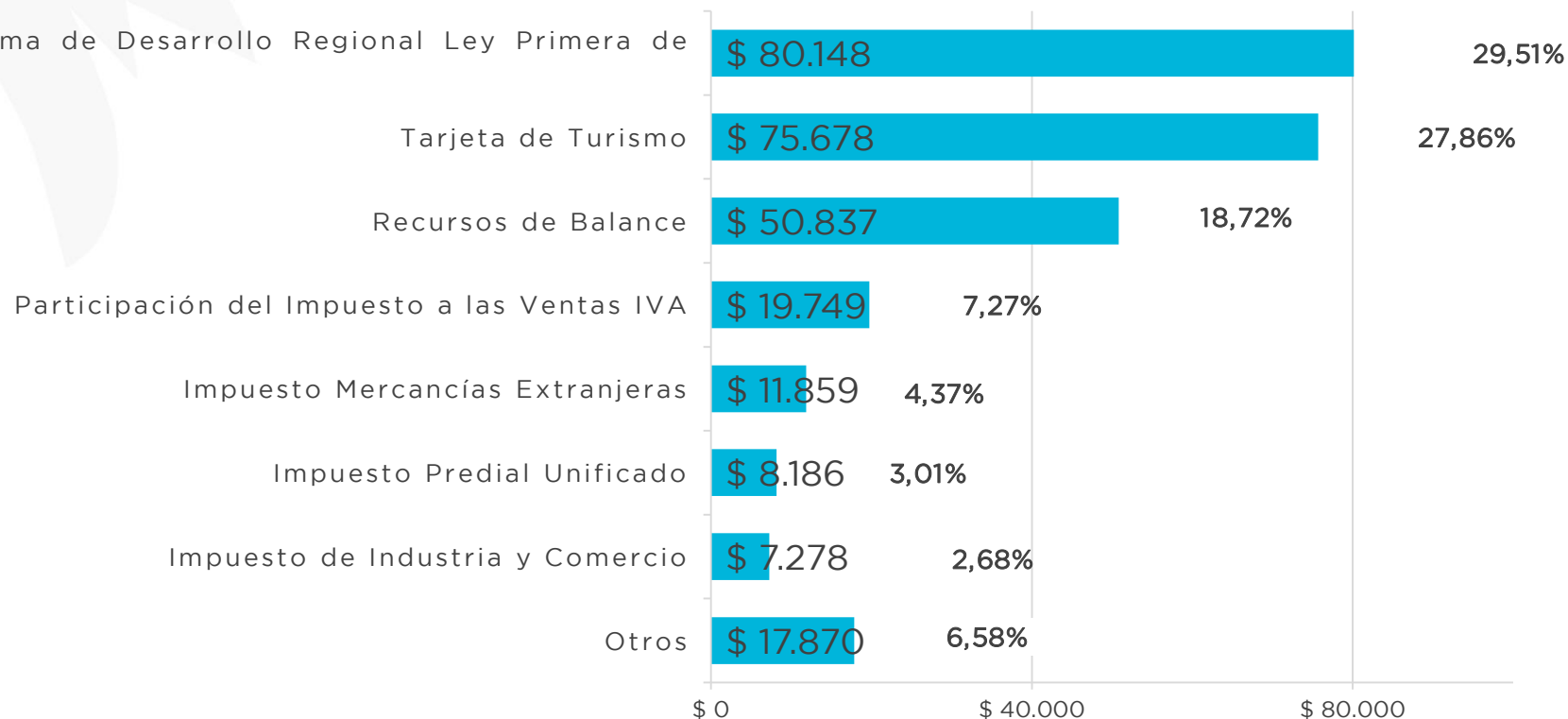
# INCOMES BY DESTINATION



2018 Period

# MAIN SOURCE OF INCOME OF FREE DESTINATION

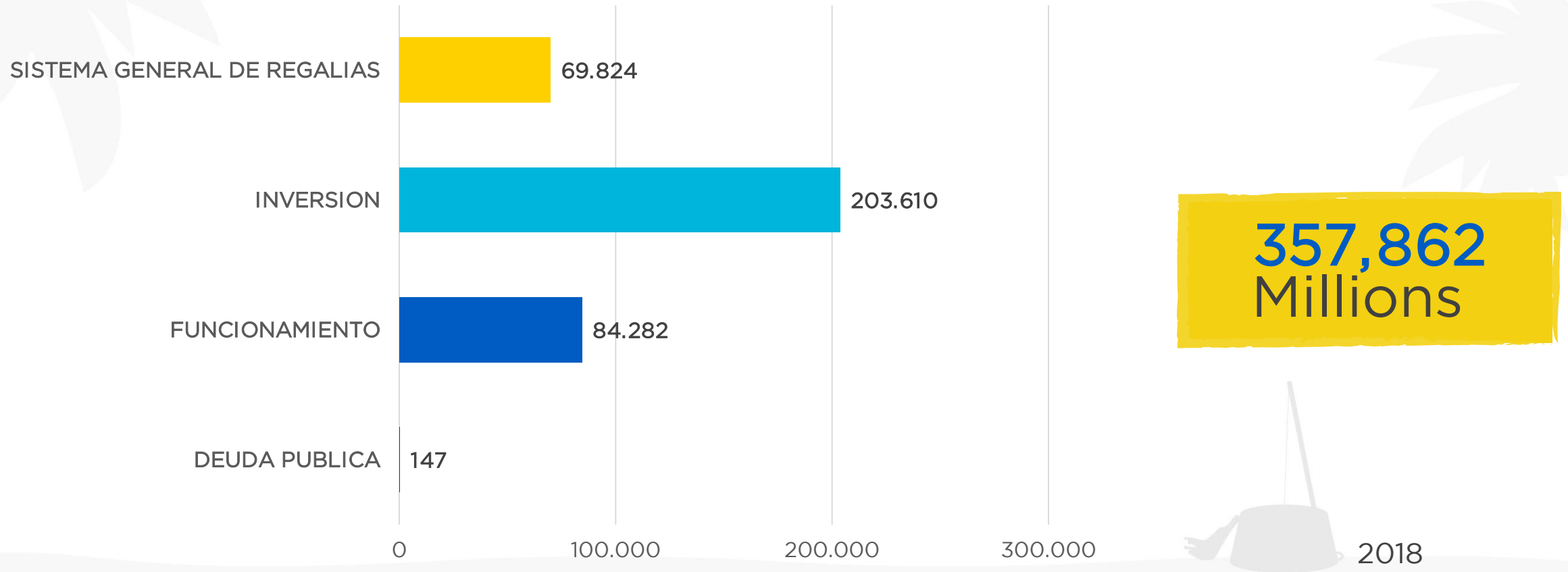
Programa de Desarrollo Regional Ley Primera de 1972



271,608  
Millions

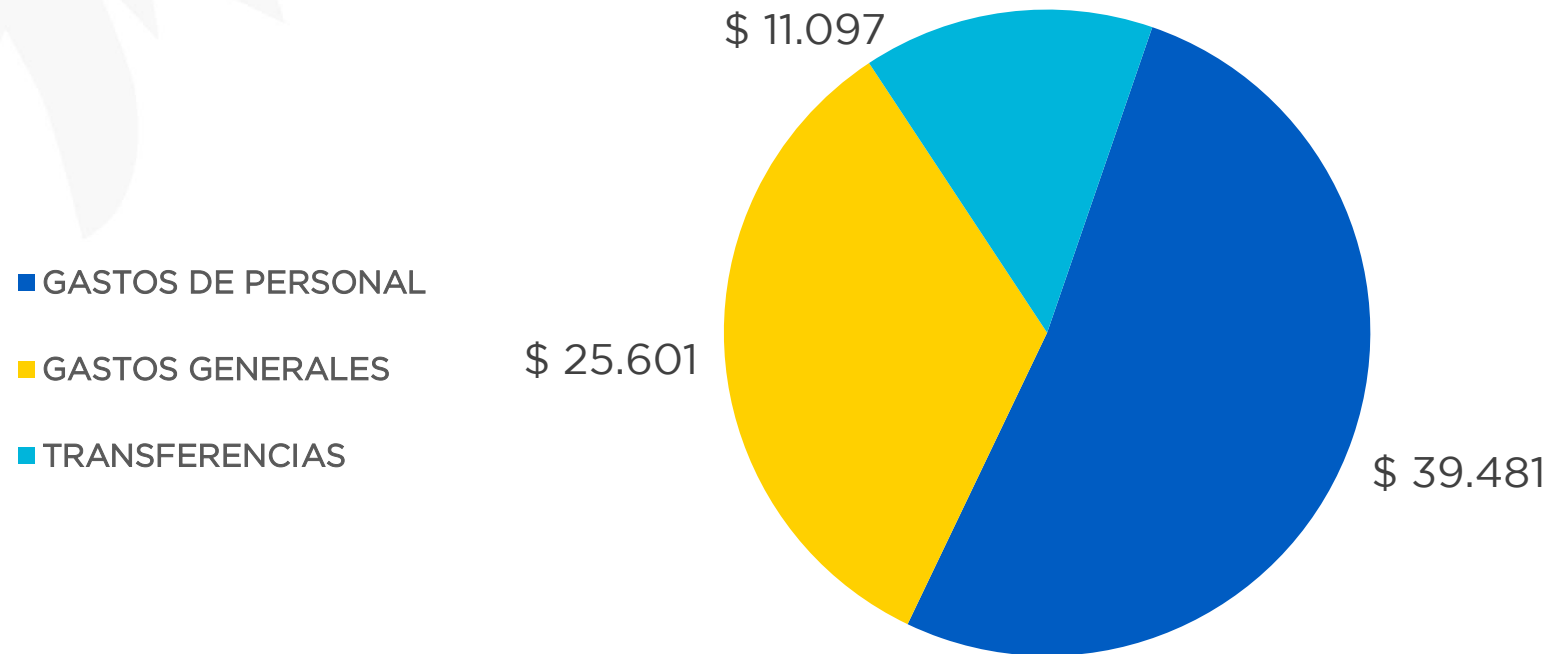
2018 Period

# 2018 IMPLEMENTATION EXPENDITURES





# OPERATING COST



**84,282**  
Millions



2018 Period

# LAW 617 INDICATOR

## Public Expenditure Streamlining

Operating Costs  
CENTRAL LEVEL

64,061  
Millions

Current Incomes of Free  
Destination

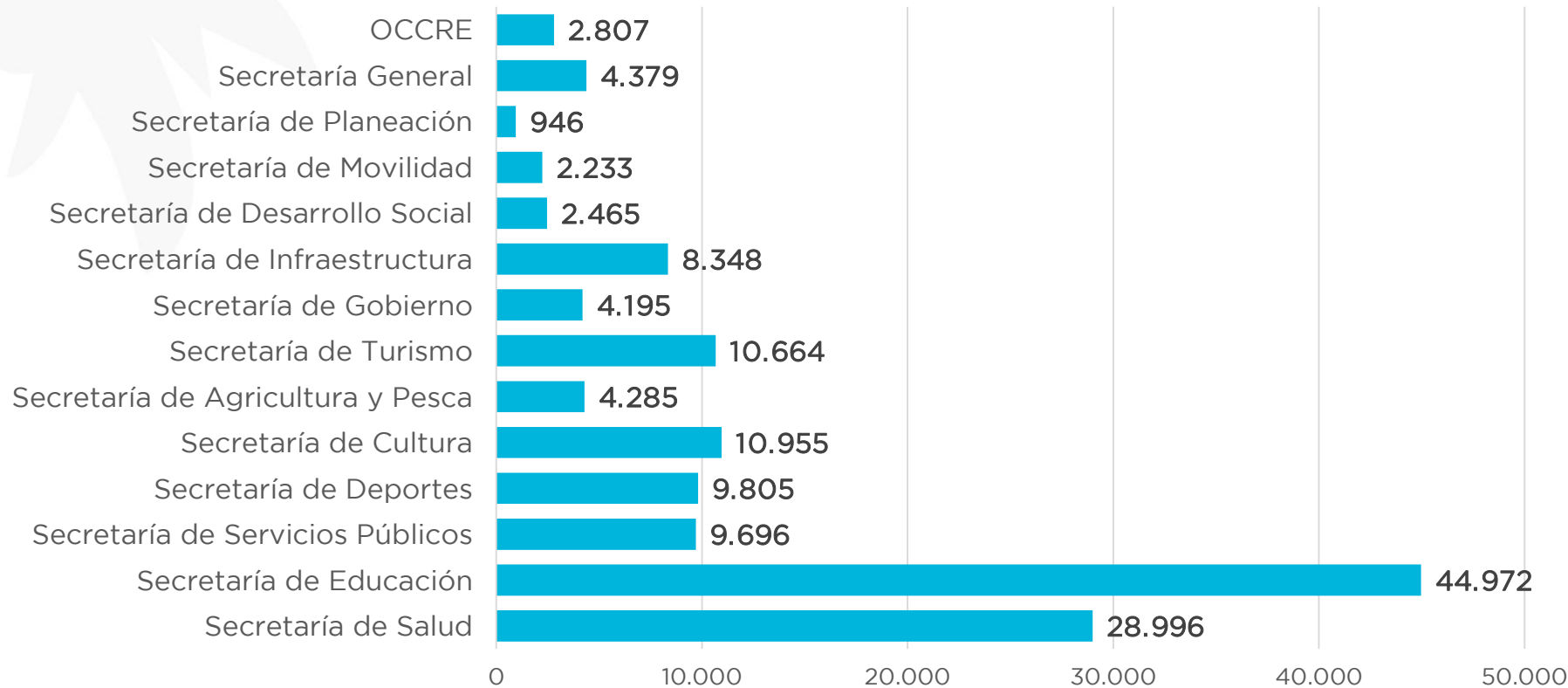
166,451  
Millions

38.5%

Limit: 60%

2018 Period

# LAW 617 INDICATOR

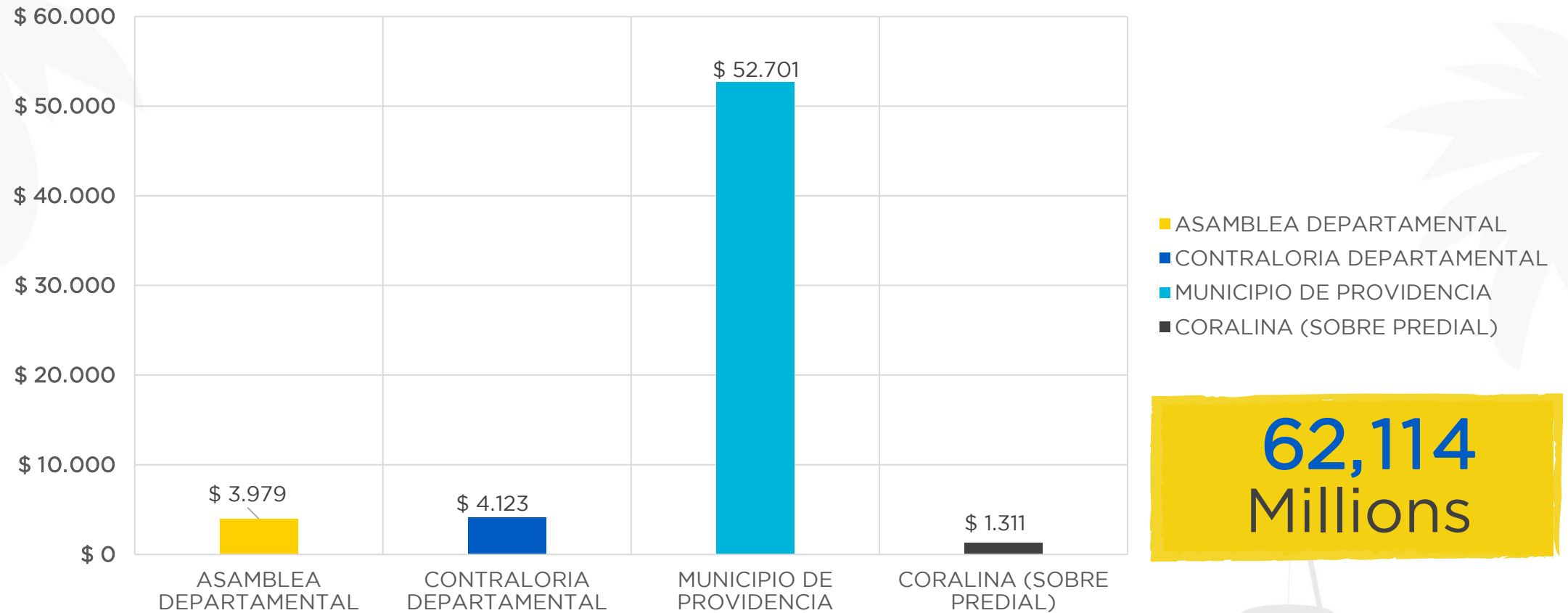


**144,749**  
Millions

*\*Investment transfers, expired periods or SGR are not included*

2018 Period

# LAW 617 INDICATOR



2018 Period



Secretariat of  
Education

*Account  
Rendition*

DEVELOPMENT PLAN 2016 - 2019

2018



GOBERNACIÓN  
Departamento Archipiélago  
de San Andrés, Providencia y  
Santa Catalina

LOS QUE SOÑAMOS  
SOMOS MÁS

# ADMINISTRATIVE AND FINANCIAL

2018 BUDGET	
INITIAL	46.771.058.349
MODIFICATIONS	9.773.508.727
DEFINITIVE	56.544.567.076
IMPLEMENTED	42.456.064.607

# EDUCATIONAL QUALITY



**119 Educadores** preparados para innovar su práctica de aula al finalizar la maestría en Educación, con la Universidad de la Costa.



Revisión integral de los PEIS (Proyectos Educativos Institucionales) de las **11 Instituciones Educativas Oficiales** del Departamento y la Formación en “Gestión y ambiente Escolar desde la perspectiva de desarrollo del PEI”.



Docentes de inglés de las Instituciones educativas oficiales, capacitados en el manejo del currículo sugerido para el Departamento Archipiélago

# TECHNOLOGY



Digital Education - San Andres 2018



Teachers Training Innovatic Certification Program: 60



Computer Take up: 78 bags



Workshop promoting the use



Computer Endowments



Connectivity



# INITIAL EDUCATION



Educational Institutions (Official ) - 658



Educational Institutions (Private) - 471



Child Development Center - 1932

Total attended

3,061

# INITIAL EDUCATION



Modalities and Attention Strategies



Travelling Play center, cool breaks, neighborhood takeover, community events, and trainings



Pedagogical Accompaniment



Sport with Meaning



Art and Culture with meaning



Promotion of Rights

# COVERAGE



Acquisition and provision of physical and technical materials for official E.I.  
**Investment \$199,000,000**



Supply of school feeding to official E.I. students.  
**Investment \$3,448,929,000**



# NEW EDUCATIONAL INFRASTRUCTURES.

San Andres benefited from the Inter-Administrative Agreement between the Ministry of National Education and the FFIE for the construction of the Industrial Technical Institute.



For students from San Andres and Providence that are forgivable





Secretariat of  
Infrastructure

*Account  
Rendition*

DEVELOPMENT PLAN 2016 - 2019

2018



GOBERNACIÓN  
Departamento Archipiélago  
de San Andrés, Providencia y  
Santa Catalina

LOS QUE SOÑAMOS  
SOMOS MÁS

# 2018 MANAGEMENT REPORT

## SECRETARIAT OF INFRASTRUCTURE

### INTRODUCTION

The Secretary of Infrastructure, in addition to helping the other departments of the Government of the Departmental Archipelago of San Andres, Providence and Kethleena, in the execution of their programs and projects related to public infrastructure in their area, the secretary is in charge in particular to the management and execution of plans, programs and projects in areas of road infrastructure and drain systems.

As being these areas of special sensitivity in the Department, it is set with the execution of its Projects defined in the Development Plan 2016-2019 called "Los que soñamos somos mas," to ensure that the islands position themselves as a competitive Department properly founded on an infrastructure that promotes the wellbeing and economic growth of its inhabitants.

# DEVELOPMENT PLAN PROGRAMS



Improvement of the Departmental sewer system



Improvement of the sewer system network of the Department




Improvement of the infrastructure of sidewalks and pedestrian paths of the Department



Beautification of outdoor public enjoyment spaces, such as plazas and parks



Improvement of the conditions of the access channel of the ports of San Andres and Providence



# PROGRAM 4.3.1: IMPROVEMENT OF THE DEPARTMENTAL ROAD NETWORK

## Beneficios

### Capacidades/Impacto

Rehabilitation, maintenance and execution of projects that improve the road network of the Departmental Archipelago of San Andres.

- Recover the road network of the Departmental Archipelago of San Andres.
- Conserve the road network of the Departmental Archipelago of San Andres.

### 2018 Execution Period

**\$25.497.500.000**



### 2018 Execution Status

**79.13%**






## SUBPROGRAM 4.3.1.1.: ADAPTATION AND MAINTENANCE OF NON-PAVED ROADS

ADEQUATE NON-PAVED ROADS	ML	KM	PHOTOGRAPHIC RECORDS
BOWIE BAYROAD ELSY BAR BOTTOM HOUSE HOPHIE DUPPY GULLY FLOWERS HILL ROUTE 13 ROUTE 14 BARKERS HILL Km 2 Interior Ring Road	14.500,00	14.5	 



## SUBPROGRAM 4.3.1.2.: PAVEMENT OF ROADS


2018		
PAVED ROADS	ML	KM
INDUSTRIAL ROAD	96	0.96
MOUNT ZION	214	0.21
ROUTE 14	341.47	0.34
CUNDINAMARCA AV.	57	0.06
TOTAL	708.47	0.71



## SUBPROGRAMA 4.3.1.3.: ADAPTATION AND MAINTENANCE OF PAVED ROADS

# 2018

MAINTENANCE OF PAVED ROADS	ML	KM
HILL- INRAVISION- MOUNT ZION	2.000,00	2,00
ORANGE HILL	900,00	0,90
CIRCUNVALAR	1.000,00	1,00
<b>TOTAL</b>	<b>3.900,00</b>	<b>3,90</b>



## PROGRAM 4.3.2: IMPROVEMENT OF THE STORM SEWERAGE SYSTEM OF THE DEPARTMENT

### Beneficios

#### Capacidades/Impacto

Construction and maintenance of the Storm Sewer System in the Department in order to prevent flooding.

2018 Execution Period

\$ 4.102.000.000

### Challenges

- Recover the storm sewer system in the Departmental Archipelago of San Andres.
- Conserve the storm sewer system of the Departmental Archipelago of San Andres.

2018 Execution Status

44.48%



## SUBPROGRAM 4.3.2.1.: CONSTRUCTION OF STORM SEWER SYSTEM

2018	
STORM DRAIN	ML
INDUSTRIAL ROAD	220,00
BOX COLVERT ORANGE HIM	6,60
TOTAL	226,60





## SUBPROGRAM 4.3.2.2.: IMPROVEMENT AND MAINTENANCE OF THE STORM SEWER SYSTEM OF THE DEPARTMENT

MAINTENANCE OF RAIN WATER CHANNELS	ML
SCHOOL HOUSE, FIVE CORNERS, GAVIOTAS, HIMAT, COSTA RICA AVE, ANTONIO NARIÑO, POLIDEPORTIVO NATANIA, PROVIDENCE AVE. (MINY REY), HANSA, AMERICAS AVE., BARRACUDA, MORGANS CANNON, BROOKSHILL.	5.000,00
SERRANILLA, IDEAM CHANNEL, NEWBALL	
SPRATT BIGHT PATHWAY	1.200,00
TOTAL	6.200,00





## SUBPROGRAM 4.3.2.2.: IMPROVEMENT AND MAINTENANCE OF THE STORM SEWER SYSTEM OF THE DEPARTMENT



# PROGRAM 4.3.3: IMPROVEMENT OF THE INFRASTRUCTURE OF SIDEWALKS AND PATHWAYS OF THE DEPARTMENT

## Beneficios

### Capacidades/Impacto

Improvement of sidewalks and roads of the Department in order to provide pedestrians with a better quality of life.

## Challenges

- Recover sidewalks and roads in the Departmental Archipelago of San Andres.
- Conserve sidewalks and roads of the Departmental Archipelago of San Andres.

### 2018 Execution Period

\$2.000.000.000

### 2018 Execution Status

52.42%



## PROGRAM 4.3.3: IMPROVEMENT OF THE INFRASTRUCTURE OF SIDEWALKS AND PEDESTRIAN PATHWAYS OF THE DEPARTMENT

2016	
CONSTRUCTED SIDEWALKS	M2
INDUSTRIAL ROAD	950.00
CROUTE 14	87.55
TOTAL	1.037,55

2016	
MAINTAINED AND OR RECONSTRUCTED	M2
MOUNT ZION	418.93
TOTAL	418,93



# PROGRAM 4.3.4: BEUTIFICATION OF OUTDOOR PUBLIC ENJOYMENT SUCH AS PLAZAS AND PARKS

## Beneficios

### Capacidades/Impacto

Execution of projects for the beautification of spaces for the enjoyment of the public, as well as the improvement of green areas in order to increase and promote recreation, sport and rest of our inhabitants.

### 2018 Execution Period

**\$4.700.000.000**

## Challenges

- Recover recreational spaces for children and Young people.
- Keep existing spaces for optimum use.



### 2018 Execution Status

**28%**



## SUBPROGRAM 4.3.4.1.: MAINTENANCE OF PUBLIC SPACE


PUBLIC SPACE MAINTENANCE	M2
SPRAT BIGHT	636.00
NEWBALL	2.478.00
BOAT MONUMENT INFRONT OF THE AIRPORT	756.62
TOTAL	3.870,62






## SUBPROGRAM 4.3.4.2.: CONSTRUCTION OF PARKS AND SQUARES

PARKS CONSTRUCTED	M2
CORAL PALACE	1.005
BARRACUDA	460
ESTRELLA	110
SUNRISE	316
ALMENDROS	340
TOTAL	2.231




## SUBPROGRAMA 4.3.4.2.: CONSTRUCTION OF PARKS AND SQUARES



## SUBPROGRAM 4.3.4.3.: BEUTIFICATION OF PUBLIC ENJOYMENT SPACE

PUBLIC SPACE BEAUTIFICATION	M2
SPRAT BIGHT	936.00
NEWBALL	3.564.00
BOAT MONUMENT INFRONT OF THE AIRPORT	757.00
TOTAL	5.257,00





## PROGRAM 4.3.5: IMPROVEMENT OF THE CONDITIONS OF THE ACCESS CHANNEL OF THE PORTS OF SAN ANDRES AND PROVIDENCE

### Beneficios

#### Capacidades/Impacto

Improve the accessibility conditions of the access channels of San Andres and Providence to promote the entry of ships and / or larger vessels.

#### 2018 Execution Period

**\$2.000.000.000**

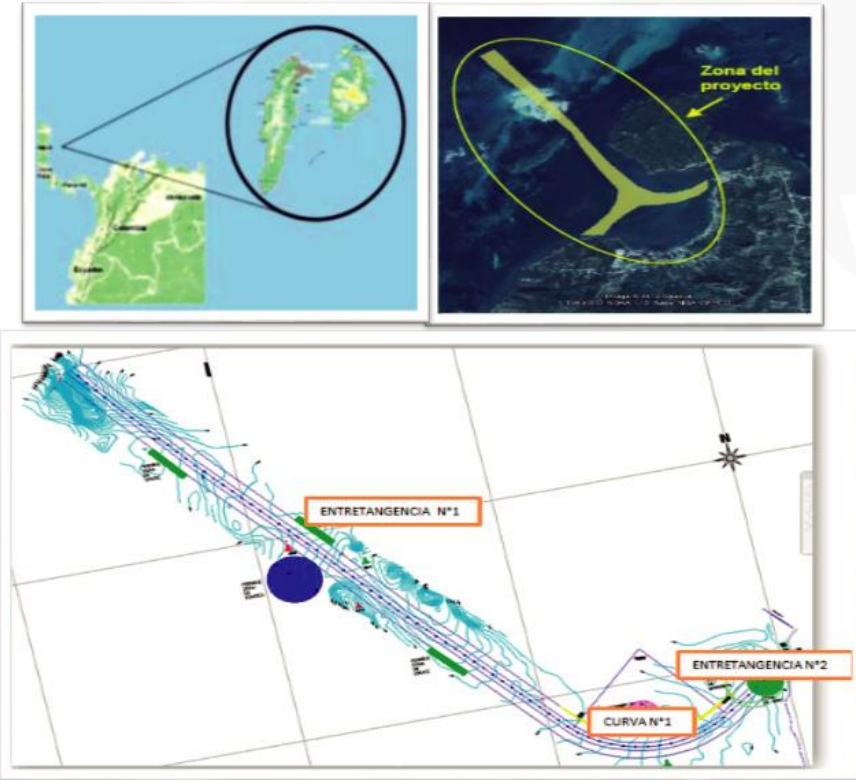
### Challenges

Adapt the access channels of San Andres and Providence to impact the economy of the Archipelago.

Conserve the access channels of San Andres and Providence to impact the economy of the Archipelago.

#### 2018 Execution Status

**52.42%**





Secretariat  
of Health

*Account  
Rendition*

DEVELOPMENT PLAN 2016 - 2019

2018



GOBERNACIÓN  
Departamento Archipiélago  
de San Andrés, Providencia y  
Santa Catalina

LOS QUE SOÑAMOS  
SOMOS MÁS

# Transsectoral management of health for development / STRENGTHENING OF HEALTH AUTHORITY

## 1. INDEX OF PERFORMANCE OF INTEGRAL HEALTH MANAGEMENT

## 2. ACQUISITION OF 3 MOBILE UNITS TO PROVIDE SERVICE TO THE DEPARTMENT OF SAN ANDRES



**Status**  
**1. 81%**  
**2. 100%**

## APPROPRIATION

### Public Health

**\$5.710.083.283 (53.99%)**

### Subsidized Regime

**\$16.280.198.598.54 (94.50%)**

### Services Provided

**\$5.222.046.480 (25.40 %)**

## Benefits

Comply with the action plans of the programs and projects of the Secretariat of Health for the benefit of greater management.

With the 3 mobile units, the population of the Department of San Andres has benefited.

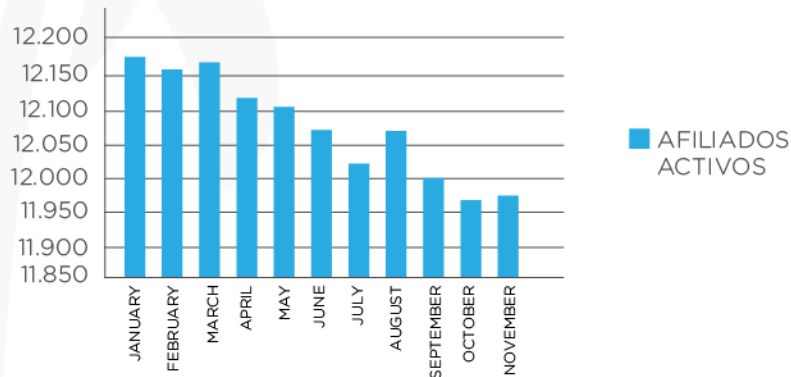
## Challenges

Achieve the execution of 100% of the resources in force.

Provide ambulance services to the population of the Department of San Andres.

# Strengthening Governance and Health Authority / STRENGTHENING OF HEALTH AUTHORITY

COMPLY WITH 100% OF AFFILIATED PERSONS IN THE GENERAL SOCIAL  
SECURITY SYSTEM IN HEALTH  
SAN ANDRÉS 2018



Statistical graph of the subsidized regime validity 2018

HEALTH ENTITY	STATUS			GENERAL TOTAL
	AC	AF	RE	
SANITAS MOBILITY (EPSS05)	391	2	3	396
NUEVA EPS MOBILITY (EPSS37)	1,854	20	59	1,933
SUBSIDIZED NUEVA EPS (EPSS41)	9,731	284	363	10,378
General Total	11,976	306	425	12,707

Statistics cut-off date to December 2018 of the Only Database of affiliates (BDUA) of the Department of subsidized regime by EPS

AC (Active) - AF (Deceased) - RE (Retired) - DE (Not-Affiliated) - SM (Re-entry) - SU (Suspended)

MPIO	MONTH	ACTIVES	DECEASED	RETIRED	MOBILITY
SAI	JANUARY	12,183	1,085	921	83
SAI	FEBRUARY	12,161	1,106	940	104
SAI	MARCH	12,178	1,111	923	152
SAI	APRIL	12,123	1,117	898	98
SAI	MAY	12,110	1,128	975	158
SAI	JUNE	12,099	1,132	991	116
SAI	JULY	12,070	1,142	812	103
SAI	AUGUST	12,036	1,152	799	176
SAI	SEPTEMBER	12,076	1,161	770	71
SAI	OCTOBER	12,007	1,169	776	77
SAI	NOVEMBER	11,994	1,175	783	106
SAI	DECEMBER	11,976	306	425	81

Subsidized Population Database downloaded from the SFTP server of the DEPT.

HEALTH ENTITY	STATUS						GENERAL TOTAL
	AC	AF	DE	RE	SM	SU	
SANITAS (EPS005)	20,277	405	175	2,045	335	1,701	24,938
NUEVA EPS (EPS037)	17,671	731	46	3,562			22,010
OTRAS EPS	42	515	352	54			963
TOTAL GENERAL	37,990	1,651	573	5,661	335	1,701	47,911

Database Population affiliated to the contributory regime downloaded from the SFTP server of the Department, which is formed and distributed by EPS

## APPROPRIATION

**\$15.247.737.571**

### Execution of Resources

OWN TERRITORIAL EFFORT- CSF

**\$1.012.275.574**

OWN TERRITORIAL EFFORT - SSF

**\$1.317.684.878**

COLJUEGOS -SSF **\$760.0030.965**

SGP -SSF **\$3.793.205.212**

General Budget of the Nation

-ADRES-SSF **\$8.364.540.941**

**Challenges:** Carryout 100% coverage of affiliations to the SGSSS in the Departmental Archipelago.

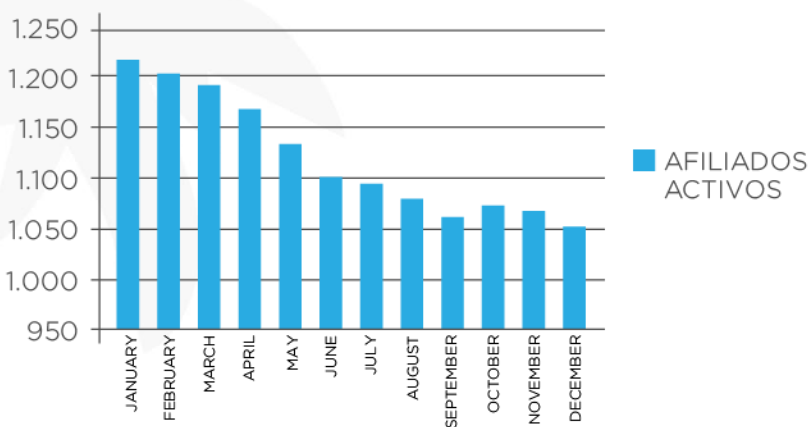
**Estado  
99%**

Rendición  
de cuentas  
PLAN DE DESARROLLO 2016-2019

**2018**

LOS QUE SOÑAMOS  
SOMOS MÁS





Statistical graph of the subsidized regime validity 2018

## PROVIDENCE 2018

MPIO	MONTH	ACTIVES	DECEASED	RETIRED	MOBILITY
PROV	JANUARY	1,210	100	128	6
PROV	FEBRUARY	1,196	101	132	10
PROV	MARCH	1,186	101	135	9
PROV	APRIL	1,162	98	132	6
PROV	MAY	1,128	98	141	7
PROV	JUNE	1,108	144	101	10
PROV	JULY	1,094	101	113	12
PROV	AUGUST	1,077	100	109	2
PROV	SEPTEMBER	1,067	103	107	3
PROV	OCTOBER	1,074	104	108	6
PROV	NOVEMBER	1,068	104	110	5
PROV	DECEMBER	1,057	29	37	5

Subsidized Population Database downloaded from the SFTP server of the DEPT.

**Challenges:** Carryout 100% coverage of affiliations to the SGSSS in the Municipality of Providence.

HEALTH ENTITY	STATUS			GENERAL TOTAL
	AC	AF	RE	
NUEVA EPS MOBILITY (EPSS37)	136	3	1	140
SUBSIDIZED NUEVA EPS (EPSS41)	921	26	36	983
GENERAL TOTAL	1,057	29	37	1,123

Statistics cut-off date to December 2018 of the Only Database of affiliates (BDUA) of the Department of subsidized regime by EPS

HEALTH ENTITY	ESTADOS						TOTAL GENERAL
	AC	AF	DE	RE	SM	SU	
SANITAS (EPS005)	10			2		1	13
NUEVA EPS (EPS037)	2,256	125	3	229			2,613
OTRAS EPS		33	14	1			48
TOTAL GENERAL	2,266	158	17	232		1	2,674

Database Population affiliated to the contributory regime downloaded from the SFTP server of the Department, which is formed and distributed by EPS

AC (Active) - AF (Deceased) - RE (Retired) - DE (Not-Affiliated) - SM (Re-entry) - SU (Suspended)



# Strengthening Governance and Health Authority / STRENGTHENING OF HEALTH AUTHORITY

## NUMBER OF USERS ATTENDED / NUMBER OF USERS DEMANDING HEALTH SERVICES

### Benefits


-173 authorizations of initial emergency care hospitalization in medium complexity and hospitalization in high complexity and outpatient care of PPNA

-778 outpatient authorizations to requests for authorization of services and technologies not included in the benefit plan.

-Reference was made to users identified as PPNA to institutions providing health services of IV level of complexity to the cities of Medellin (7 users) and Bogota (3 users).

-6 users were transferred through Equipped Air Ambulance.

-174 medical audit reports, using the established format (FO-MI-DS-85) and the corresponding numbering and 2 Glossary conciliation records, format (FO-MI-DS-84).



## APROPRIATION

**\$1.144.971.662**

### Resource Execution

Attention in what is not covered by subsidy on demand (PPNA)

**\$830.470.191**

Payment for services and technologies not included in the PBS

**\$314.501.471**

**Challenges:** To have a network providing health services in low, medium and high complexity for health care of the unaffiliated poor population, based on a model of health care with a differential focus, with the offer of quality health services.

**Status  
75%**

# Risk management in individual and collective health / STRENGTHENING OF SOCIAL COEXISTENCE AND MENTAL HEALTH THROUGHOUT THE SAN ANDRES DEPARTMENT

## REDUCE MORTALITY RATE BY SUICIDE <A 2 x 100.000 INHABITANTS



Conformation of the Departmental Council of Mental Health (reduction of the consumption of narcotic or psychotropic substances)



Conformation of 3 Social Support Networks for the prevention of the consumption of SPA, mental disorders and intrafamily violence. Neighborhoods: New Guinny, Barrack, Natania 5th Area.



Community training in Psychological First Aid (Natania, Barrack, educational institutions), 15 participants per session)



2 sessions of situational rooms for the prevention of suicidal behavior.

## APROPRIATION

**\$101.679.170**

**Challenges:** A population with the capacity to identify non-protective states and behaviors to exercise self-care and identifying their own abilities and be resilient, seeking welfare and an appropriate relationship with their environment, working productively and fruitfully, and contributing to their community.

*September, 10th  
World Day for the Prevention  
of Suicide "Working  
Together to Prevent Suicide."*

**Status  
75%**



# Risk management in individual and collective health / ENVIRONMENTAL HEALTH IMPROVEMENT THROUGH THE POSITIVE INTERVENTION OF SANITARY AND ENVIRONMENTAL DETERMINANTS OF HEALTH OF THE ENTIRE DEPARTMENT OF SAN ANDRES

## IMPLEMENTATION OF HEALTHY ENVIRONMENT STRATEGIES AND METHODOLOGIES (COMBI) IN PRIORITY NEIGHBORHOODS



Neighborhood (Little Hill), Urban sector selected in the framework of the HES (60 housing surveys).



Population attending Health Brigade



Selected neighborhood in Rural sector in the framework of the HES strategy

**Status**  
**(2) 100%**

## APROPRIATION

**\$270.219.864 (98%)**

### Benefits

1. Sensitized homes: 301. (corals, Canteras, Elsy bar, Cocal, Brooks Hill, Santana, Bakers Hill, Cliff, Modelo)
2. Characterization of dwellings: 95. (Little Hill, Modelo)
3. 6 Houses intervened Modelo - Guangaro
4. 83 Participants in the health brigade
5. 25 Children participating in Christmas crafts.
6. 13 Participants in waste separation
7. 5 Tables Convened - 2018

**Challenges:** Implement and bring the H.E. strategy to more neighborhoods in the rural and urban sector on the Island of San Andrés.

Achieve the positive modification of determinants of health in the population.

## REDUCTION OF THE WATER QUALITY RISK INDEX FOR HUMAN CONSUMPTION BY DIFFERENT SOURCES



1 visit Softening Treatment Plant (Duppy gully), San Andres



1 visit Treatment Plant (Fresh Water Bay -Fresh Water Dam), Providence




## Beneficios

1. Health visit to the desalination plant.
2. 19 Health visits to recreational water ponds - swimming pools: (12 swimming pools have a favorable sanitary concept, 7 with a favorable concept conditioned by presenting noncompliance in sanitary conditions).
3. 2 sanitary authorizations with FAVORABLE concept for: Marazul Hotel and County water of water concessions destined for human consumption in the insular territory.
4. 3 campaigns on Health Education in the Surveillance of Water Quality destined for Human Consumption: 52 attendees.

### Sanitary Water Quality Surveillance at Institutions, Hotels and Others San Andres Island 2018

YEAR	Aque duct	% Prom IRCA	SANITARY AUTHOR ZATIONS	%Prom IRCA	HOTELS, INNS, BUILDINGS	%Prom IRCA	WATER TRUCKS	%Prom IRCA	INSTITU TIONS	%Prom IRCA	Annual Average Total
2018	84	1.9	2	14.2	92	39.35	21	17.9	73	41.7	23.01

**Challenges:** Guarantee the quality of water to the population of the department.



**Status**  
**17,8%**



## Risk management in individual and collective health / STRENGTHENING OF THE SANITARY AUTHORITY IN THE DEPARTMENT OF SAN ANDRES, PROVIDENCE AND KETHLEENA

### INCREASE CONTROL OF MONITORED CHEMICAL RISK ESTABLISHMENTS AND CONTROLLED SANITARY CONCEPT

#### MONITORED ESTABLISHMENTS

TIPE OF ESTABLISHMENT	NUMBER OF PROGRAM ESTABLISHMENTS ACCORDING TO CENSUS			NUMBER OF MONITORED ESTABLISHMENTS		
	SAI	PROV	TOTAL	SAI	PROV	TOTAL
HARMACEUTICAL ESTABLISHMENT	33	4	37	33	4	37
AESTHETICS CENTER	16	4	20	16	4	20
HAIRDRESSING, BEAUTY ROOMS AND BARBERSHOPS	52	6	58	52	6	58
NATURIST STORES	5	0	5	5		5
PEST CONTROL COMPANIES	12	2	14	12	2	14
WHOLESALEERS OF MEDICATIONS DISTRIBUTORS	3	0	3	0		0
TOTAL	121	16	137	118	16	134

**Challenges:** Comply with the health regulations in force at the different establishments of chemical risk and high risk.

#### Beneficios

-122 Sanitary Visit to Low Risk Establishments (Warehouses, Deposits, Banking Corporations).

-3 Visit to Special Establishments (Caribbean Air Group, Naval Base A.R.C. Penitentiary and prison establishment, juvenile detention center, San Pedro Claver Nursing Home, funda archipelago.

-2 health visits to nocturnal prostitution facility.

-27 Health visit to educational establishments.

-296 Sanitary Visit to Hotel Establishments and Tourist Accommodation



**Status**  
**59,16%**

# TRANSECTORIAL MANAGEMENT OF HEALTH FOR DEVELOPMENT / STRENGTHENING OF SEXUAL AND REPRODUCTIVE HEALTH AND THE PROMOTION OF SEXUAL AND REPRODUCTIVE RIGHTS IN THE DEPARTMENTAL ARCHIPELAGO OF SAN ANDRES, PROVIDENCIA AND KETHLEENA

## STRATEGIES FOR THE PREVENTION OF PREGNANCY IN ADOLESCENTS IMPLEMENTED IN THE DEPARTMENT



INSTITUTION/NEIGH BORHOODS/SECTORS	Raizals	Residents	TOTAL
122	1.868	3.766	5.634



Educational Institutions	women	men	Residents	Raizals	Total
13	1.599	1.446	1.701	1.344	3.045



Teenage Mothers 12- 17 Años	Mothers 18 Years and up	Residents	Raizals	Total
53	240	192	101	293

## Appropriation

**\$299.985.937**

## Executed Resources

**\$164.634.474 (54,8%)**

**Challenges:** Increase and facilitate the access of adolescents and young people to health services.

Reduce sexual relations at an early age in the adolescent population.


Reduce unsafe abortions in the Department.

Strengthen intersectoral coordination spaces for the prevention of adolescent pregnancy in the Department.

**Status  
(4)100%**



## INCREASE THE ARTICULATION OF DIFFERENT SECTORS FOR THE PREVENTION OF SEXUAL AND REPRODUCTIVE HEALTH AND THE PROMOTION OF SEXUAL AND REPRODUCTIVE RIGHTS IN VULNERABLE POPULATION PROBLEMS WITH A GENDER AND DIFFERENTIAL APPROACH



### Benefits

12 Institutions and community-based organizations articulated to strengthen actions in sexual and reproductive health and the promotion of sexual and reproductive rights.

### Challenges

La creación mediante acto administrativo Creation by administrative act of the intersectoral municipal table of the island of San Andrés for the prevention of adolescent pregnancy, promotion and guarantee of sexual and reproductive rights.

Strengthen the Inter-Sectoral Advisory Committee of the Island of San Andres, for the prevention of gender-based violence, with emphasis on sexual violence and comprehensive care for victims, to guarantee individual a life free of violence and the exercise of the rights recognized in the internal and international legal order, and the adoption of the public policies necessary for its realization.

**Status**  
**(11) 100%**

**IMPLEMENT STRATEGIES TO PROMOTE THE USE OF MALE AND FEMALE  
CONDOMS AS A STRATEGY TO REDUCE HIV INFECTION IN POPULATION  
CONSIDERED OF HIGH VULNERABILITY: PREGNANT WOMEN,  
ADOLESCENTS, SEXUAL WORKING WOMEN, MSM, PERSONS DEPRIVED  
OF LIBERTY, ETC.**



## Benefits

6 strategies to reduce infection by STIs-HIV / AIDS Implemented in a population considered to be highly vulnerable.

Prevention actions for mother-child transmission of congenital syphilis, promotion of the demand and expansion of the offer of counseling and voluntary testing of sexually transmitted infection due to HIV-AIDS, implemented.

5.634 people from community organizations, youth, churches, businesses, governmental and non-governmental institutions, NGOs, people with disabilities, LGTBI, displaced persons, deprived of liberty, sectors / neighborhoods, with health education and information for the proper management of a responsible sexuality to reduce risk factors to STI-HIV-AIDS in the Department.

## Challenges

Access to the services of early detection, early diagnosis and treatment of people living with HIV-AIDS in the department. Universal coverage for all people with HIV-AIDS with quality medications.

To make people aware of the proper use of male and female condoms, as well as those who have inappropriate practices to the risk of the transmission of sexually transmitted infections and HIV-AIDS



**Status**  
**(6) 100%**



# Risk management in individual and collective health / STRENGTHENING OF SEXUAL AND REPRODUCTIVE HEALTH AND THE PROMOTION OF SEXUAL AND REPRODUCTIVE RIGHTS IN THE DEPARTMENTAL ARCHIPELAGO OF SAN ANDRES, PROVIDENCE, KETHLEENA

## ACTORS OF GSSSH IMPLEMENT FOLLOW-UP STRATEGIES OF RESULTS IN HEALTH OF GIRLS, CHILDREN AND ADOLESCENTS



10 Technical assistance visits and supervision to EAPB and IPS.



18 follow-up visits and revision of folders to community homes



Actions of prevention and promotion in health in educational institutions.



ICBF community mothers workshop



Public Health Surveillance



Intersectoral coordination

## APPROPRIATION

**\$68.630.292**

## Resource Execution

**\$46.950.844 (68,4 %)**

**Challenges:** Timely identification of warning signs, timely attention and quality to the population of children, and what helps to reduce morbidity from diseases prevalent in childhood.

Develop capacities in health service providers for the differentiated care of adolescents and young people within the framework of the model of friendly health services.

**Status  
(4)100%**


# Risk management in individual and collective health / PREVENTION TO REDUCE THE INSIDENCE OF TRANSMISSIBLE EVENTS AND THE ZONOSIS OF THE DEPARTMENT - IMMUNE-PREVENTIVE COMPONENT

## KEEP VACCINATION COVERAGE WITH COMPLETE SCHEDULE

DEPARTMENTAL COVERAGE 2016 - 2018 - SAN ANDRES ISLAND	DECEMBER
BIOLOGICAL	
LIVE BIRTH POPULATION - UNDER 1 YEAR	742
BCG	100
Polio < 1 YEAR + VIP < than 1 year	109.8
PENTA - UNDER 1 YEAR	111.0
ROTAVIRUS DE 4 A 11 MESES 29 DIAS 2a	104.9
LIVE BIRTH POPULATION - 1 Year Old	804
SRP (T.V.) 1 Year	101.9
HA 1 YEAR	102.1
F.A. 1 Year (18 Months Old) Only Dose	93.5
DPT for the year of the 3rd Dose (from 18 to 23 months) 1er. Ref.	96.5
LIVE BIRTH POPULATION - 5 YEARS OLD	844
DPT 5 YEARS	98.1
TV 2nd Ref. 5 Years	98.2



7 Human Talent Training (3 days of vaccination, 2 Coverage monitoring, 1 coverage survey, 1 Update on PAI technical guidelines.



Advice and technical assistance to EAPB and IPS, follow-up to Action Plans



Execution - operational strategies for the achievement of coverage (4 vaccination campaigns)



2 visits to assess the quality of the data at 4 IPS of the Department

## APPROPRIATION

**\$697.784.827**

## Resource Execution

**\$174.635.243 (25%)**



Comunicación y movilización social

**Challenges:** Protection of the children population under 6, pregnant women, and other populations against diseases preventable by vaccines.

**Status  
100%**

Rendición  
de cuentas  
PLAN DE DESARROLLO 2016-2019

**2018**

LOS QUE SOÑAMOS  
SOMOS MÁS



# Risk management in individual and collective health / STRENGTHENING THE IMPLEMENTATION OF THE STRATEGIES FOR CHRONIC NON-COMMUNICABLE DISEASES

## EXTENDED AND IMPLEMENTED 4X4 STRATEGY

### Benefits

It was possible to intervene:  
Community environments (243  
beneficiaries in 10 sectors of the  
island).

Labor (237 beneficiaries in 8  
companies). School (122 benefited in 7  
schools), provide education to adopt  
healthy habits that prevent the  
presence of chronic noncommunicable  
diseases and those who already  
present avoid complications.

Training and technical assistance was  
provided to the Department's IPS,  
achieving an important advance in the  
implementation of the 4x4 Strategy.



Healthy life and non-communicable conditions



Awareness  
campaign at  
Colombia  
Immigration taking  
height/weight,  
arterial pressure,  
glucometry,  
vaccination and  
chats.



## APPROPRIATION

**\$139.759.960**

### Execution of Resources

Health Promotion (healthy conditions  
and lifestyles modes)

**\$90.282.782** **97%**

Risk Management (chronic prevalent  
conditions)

**\$49.477.178**

### Challenges:

Continue with the actions established  
within the framework of the 4x4 strategy  
through inter-and cross-sector articulation  
for the promotion of healthy environments  
in school, work and community and  
impact the high rates of morbidity and  
mortality due to chronic events.

**Status**  
**80%**

# Risk management in individual and collective health / IMPLEMENTATION OF PUBLIC HEALTH IN EMERGENCY AND DISASTERS

## PERCENTAGE OF COMPLIANCE WITH THE INTERNATIONAL SANITARY REGULATIONS 1. COMPREHENSIVE RISK MANAGEMENT IN EMERGENCIES AND DISASTERS (PORT HEALTH)



Response to  
chickenpox case



ISC international  
food products



Respuesta a caso  
de varicela



ISC of Airport  
Food Products



Airport Sanitary  
Measure



Isc of chickenpox case



Health Campaign at  
Departmental Dock

## APPROPRIATION

**\$84.000.000**

### Execution of Resources

Comprehensive risk management  
in emergencies and disasters

**\$36.845.229**

Health response to emergencies  
and disasters

**\$38.513.110**

### Challenges:

Give an immediate response to the  
eventualities that may occur at entry  
points, 365 days to avoid the entry of  
diseases into the territory or the departure  
of such, based on the 2005 international  
sanitary regulation.

**Status  
88,8%**



## 2. HEALTH RESPONSE TO EMERGENCY AND DISASTER SITUATIONS (CRUE)



RESPONSE TO RELIEF  
ORGANIZATIONS  
MEMBERS OF THE  
CDGRD AND  
INTERINSTITUTIONAL



### Challenges:

The CRUE will be strengthened with the acquisition of the information system that allows the strengthening of reference and counter-referral processes for cases that require referral to the continent.

With the software, it will be possible to georeference the location of available ambulances and optimize the response of the urgency and / or emergency and thus provide a timely response.



SOCIALIZATION CRUE-MISION MEDICA-SEM

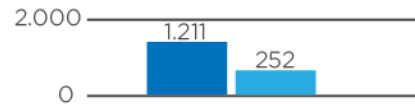
## Strengthening Governance and Health Authority / STRENGTHENING OF THE FOOD AND NUTRITION SECURITY IVC ACTIONS OF THE DEPARTMENT. THE ENTIRE DEPARTMENT OF SAN ANDRES

FOOD AND BEVERAGES ESTABLISHMENT (INCLUDES VEHICLES OF ASSOCIATED TRANSPORTATION)  
MONITORED AND CONTROLLED WITH SANITARY CONCEPT

### Benefits

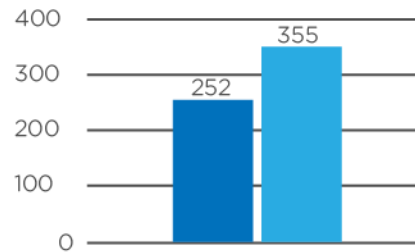
1. 252 monitored establishments with a risk approach.
2. 355 visits made (284 inspection visits and 71 due diligence visits).
3. 5% of the monitored and controlled establishments have a favorable concept.
4. 165 MSS applied (41% applied to food and beverage establishments and 59% to food products).
5. 78% food samples analyzed by LSP comply with the parameters established in the standard.
6. 621 establishments and 75 transport vehicles for food and beverages registered with SSD.
7. More than 3878 people trained and / or sensitized in hygienic handling of food.

### COVERAGE OF MONITORED ESTABLISHMENTS 2018



■ ESTABLECIMIENTOS REGISTRADOS 2015  
■ ESTABLECIMIENTOS VIGILADOS 2018

### SANITARY INSPECTION VISITS 2018



■ ESTABLECIMIENTOS VIGILADOS ■ VISITAS



Monitored Supermarket



Monitored School Cafeteria



Monitored Restaurant

### APPROPRIATION

**\$368.692.465 (62%)**

### Challenges:

Increase by 5% food and beverage establishments (including associated transport vehicles) monitored and controlled with a favorable health concept.

**Status  
13**

# Strengthening Governance and Health Authority / STRENGTHENING OF THE SANITARY AUTHORITY IN THE DEPARTMENT OF SAN ANDRES , PROVIDENCE AND KETHLEENA AND OF THE COMPULSORY QUALITY ASSURANCE SYSTEM OF THE DEPARTMENT

APROPIACIÓN

**\$296.132.368**

## PARTICIPATION OF CLINICAL LABORATORIES IN QUALITY CONTROL

### 2018 CONSOLIDATED WATER SAMPLE 2018



ORIGIN	JAN	FEB	MAR	APRIL	MAY	JUN	JUL	AUG	SEP	OCT	NOV	DEC	TOTAL	
AQUEDUCT	8	3	10	9	8	6	9	8	7	10	7	8	93	
ACCEPTED	8	3	7	6	7	6	9	8	7	6	6	8	81	87%
POTABLE	2	33	21	30	41	12	0	0	17	59	0	37	252	
ACCEPTED	1	2	4	2	13	5	0	0	4	11	0	6	48	19%

### Challenges:

To ensure that 100% of laboratories participate in the quality control performed by the Health Laboratory, in order to guarantee the quality of laboratory diagnosis in the Department.

**Status  
86%**



# Trans-sectoral health management for development / STRENGTHENING SYSTEM OF LABOR RISK MONITORING OF SAN ANDRES AND PROVIDENCE

## ACCIDENTALITY AT WORK IN THE DEPARTMENT

### Challenges:

1. Characterize by 95% of the entire informal population of the Department.
2. Expand to 95% of the entire informal population of the Department.
3. Decrease the occurrence of accidents in the working population of the Department by 95%.
4. Promote the culture of self-care in work environment with workers of the Department.



71 Health promotion actions of the working population of the Department vulnerable to occupational risks with a differential approach, 50 companies, 1.020 people).



71 Prevention actions to overcome and mitigate labor risks of the population of the Department.



16 activities to promote healthy work environments in the formal and informal sector, 14 companies visited, 46 people and 79 informal workers.

## APPROPRIATION

**\$31.500.000**

### Security and health at work

**\$ 15.750.000 (50%)**

### Prevalent situations of work origin

**\$ 15.750.000 (50%)**



Realization of occupational epidemiological surveillance (active pauses). They visited : Little Hill, Cundinamarca Ave. in the Christian church at the Luz y Vida Christian Mission Church; Mount Zion Baptist Church; Lox Bight; Atlantico Sector; Las Palmas and at the Dios es mi Refugio Church on the road to San Luis ; a Total of 63 people informed.

**Status  
13**



**Risk management in individual and collective health /  
FOR WHICH THE DEPARTMENTAL PUBLIC POLICY OF FOOD AND NUTRI-  
TIONAL SECURITY OF THE DEPARTMENTAL ARCHIPELAGO OF SANANDRES,  
PROVIDENCE AND KETHLEENA IS ESTABLISHED AND ADOPTED IN THE  
FOOD AND NUTRITIONAL SECURITY PLAN "BREAD FRUIT AND CRAB  
2017-2032"**

**FORMULATED FOOD AND NUTRITIONAL SECURITY POLICY**



**Protocol Update**



**Talks to pregnant and lactating women**



**Socialization of healthy food dish**



LOW BIRTH WEIGHT		
INDICATORS	2017	2018
BIRTHS	804	26
No. OF LBR	681	18

MALNUTRITION		
INDICATORS	2017	2018
MALNUTRITION	0	2

**APPROPRIATION**

**\$556.111.640**

**Availability and food access**

**\$ 342.203.239**

**Food safety and quality**

**\$ 213.908.401 (82%)**

**Challenges:**

Continue and expand the healthy store plan.

Reduce the prevalence of malnutrition in emphasis on chronic diseases.

Establish and rescue healthy feeding practices at an individual, community, and family level at the different areas that cover energy and nutrient recommendations.

**Status  
(1) 100%**

# Risk management in individual and collective health / PREVENTION TO REDUCE THE INCIDENCE OF TRANSMISSIBLE DISEASES AND ZONOSIS EVENTS THROUGHOUT THE DEPARTMENTAL ARCHIPELAGO OF SAN ANDRES, PROVIDENCE AND KETHLEENA

## USEFUL COVERAGE OF CANINE AND FELINE ANTIRRABIC VACCINATION

### Benefits

The vaccination coverage of the 80% expected for the Department was achieved since there is no reported case of rabies.

The socialization of responsible tenure was strengthened in the neighborhoods, as well as the activation of the zoonoses committees.

Work begins on the creation of departmental policy for responsible animal ownership.

### Challenges:

Establecer un censo que permitiera establecer la población real de los caninos y felinos del Departamento.

Fortalecer el monitoreo de las coberturas de acuerdo a los lineamientos del Ministerio.



ZONOSIS  
ACTIVITIES



COMMITTEE AND  
OTHER ZONOSIS  
MEETINGS

## APPROPRIATION

**\$415.221.975**

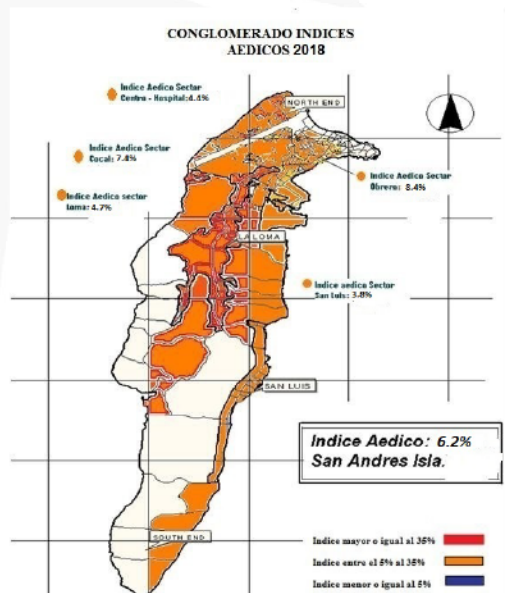
## Execution of Resources

**\$212.281.820 (51 %)**

**Status  
73,5%**



# DECREASE INFESTATION INDEX BY AEDES AEGYPTI



Risk map in which the sectors are stratified by color according to the results of the survey carried out in December 2018

INDEX	June 2018	December 2018
HOUSING INDEX	6.8%	6.2%
DEPOSIT INDEX	2.3%	1.9%
BRETEAU INDEX	6.7%	6.0%

Neighborhoods	Visited Neighborhoods	Inspected Deposits	Treated Deposits
Free town (Pueblo libre), Old Town (Pueblo viejo), Agua dulce, san juna, San Felipe, santa Isabel	432	720	699

HOMES	ABATIZATION		FUMIGATION	BREEDING GROUND SURVEILLANCE	INSPECTION VISITS AT RISK POINTS
	INSPECTED DEPOSITS	TREATED DEPOSITS			
3452	6768	6563	205	535	355

## Benefits

It was possible to establish community strategies (days of tank washing, mosquito nets installation, biological control in housing) as a tool for regular implementation in high and medium risk neighborhoods for the prevention of vector diseases in high-risk neighborhoods.

## Challenges:

Strengthen knowledge and exercise of appropriate and timely diagnosis of diseases transmitted by vectors and zoonoses, which allows the implementation of effective control actions and focused on the sectors or neighborhoods identified as high risk.

\* Promote and expand behavioral change strategies in low and medium risk neighborhoods to promote a preventive culture against VTE and zoonoses



**Status**  
**6,8%**

# Risk management in individual and collective health / STRENGTHENING THE IMPLEMENTATION OF THE STRATEGIES FOR CHRONIC NONCOMMUNICABLE DISEASES

**EXTENDED AND IMPLEMENTED  
4X4 STRATEGY  
ACHIEVE DECREASE INDEX COP (CARED, OBTURED, LOST)  
AVERAGE AT 12 YEARS**




Institutional Active Search



Follow-up and accompaniment of Pre and Dental Campaign



Active Community Search)



surveillance, control and monitoring of  
the quality of medical records



## APPROPRIATION

**\$185.139.515**

## Execution of Resources

**\$27.233.550 (100%)**

## Challenges:

Manage to keep parents motivated to continue with the commitment of oral health care for children and access to oral health services.

**Status  
1,9%**



# Risk management in individual and collective health / IMPLEMENTATION OF A SCHEME IN HEALTH OF AGING AND OLD AGE, DISABILITY AND VICTIMS OF ARMED CONFLICT THROUGHOUT THE DEPARTMENT

Risk management in individual and collective health /  
IMPLEMENTATION OF A SCHEME IN HEALTH OF AGING AND OLD  
AGE, DISABILITY AND VICTIMS OF ARMED CONFLICT  
THROUGHOUT THE DEPARTMENT.



Development Design And Methodology



Visit To People With Disabilities



Social Mobilization Campaigns



Social Mobilization Campaigns

## APPROPRIATION

**\$68.218.055**

## Execution of Resources

**\$57.493.050 (84%)**

## Challenges:

That the entities that provide care to people with disabilities accept the model.

**Status  
0,7%**

Rendición  
de cuentas  
PLAN DE DESARROLLO 2016-2019

**2018**

LOS QUE SOÑAMOS  
SOMOS MÁS

# Risk management in individual and collective health / IMPLEMENTATION OF A SCHEME IN HEALTH OF AGING AND OLD AGE, DISABILITY AND VICTIMS OF ARMED CONFLICT THROUGHOUT THE DEPARTMENT

## MODEL OF ACTIVE AGING IMPLEMENTED



TECHNICAL ASSISTANCE, CONTROL AND SPI SURVEILLANCE



INFORMATION,  
EDUCATION AND  
COMMUNICATION



PROMOTION OF FISCAL ACTIVITY TO THE ELDERLY



CAMPAIGN OF COLLECTIVE  
INTERVENTION IN HEALTH



TECHNICAL ASSISTANCE,  
SURVEILLANCE AND CONTROL  
OF SOCIAL PROMOTION  
CENTERS



TECHNICAL ASSISTANCE TO  
THE MUNICIPALITY OF PROVIDENCE



## APPROPRIATION

**\$62.932.000**

## Execution of Resources

**\$51.303.942 (82%)**

## Challenges:

Provide physical goods. Social and psychological throughout life.

Extend the healthy life expectancy in people and decrease dependency in old age.

**Status  
(1) 66,6%**



# Risk management in individual and collective health / IMPLEMENTATION OF A SCHEME IN HEALTH OF AGING AND OLD AGE, DISABILITY AND VICTIMS OF THE ARMED CONFLICT THROUGHOUT THE DEPARTMENT

## PROGRAM OF PSYCHOSOCIAL CARE AND INTEGRAL HEALTH FOR THE POPULATION OF THE ARMED CONFLICT

### Benefits

Se realiza a 135 personas atención 135 people receive psychosocial attention in health, and identification of all the conditions that were obtained in the armed conflict.

There are 8 sessions with psychologist and social worker and it is channeled to your Health Service Provider for the continuity of your recovery of your problem.

### Challenges:

To achieve in 80% of the population that is the victim of the armed conflict carryout this program .



### APPROPRIATION

**\$51.078.856**

### Execution of Resources

**\$43.726.906 (94%)**

**Status  
40%**



Secretariat of Public  
Service and Environment

*Account  
Rendition*

DEVELOPMENT PLAN 2016 - 2019

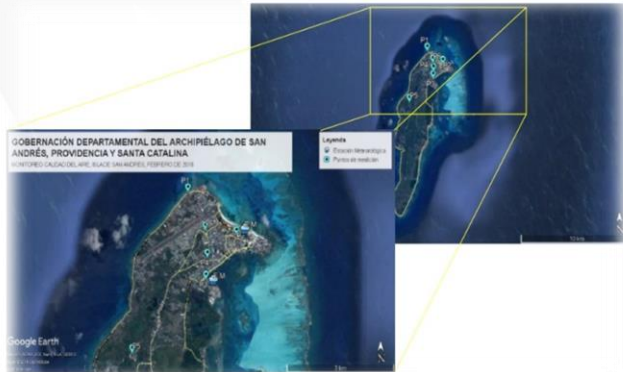
2018



GOBERNACIÓN  
Departamento Archipiélago  
de San Andrés, Providencia y  
Santa Catalina

LOS QUE SOÑAMOS  
SOMOS MÁS

# 1. PUBLIC SERVICES AND ENVIRONMENT PROGRAMS



More Environmental Education



More Environmental Tools



Alternative Energies for all



Optimization and improvement of the provision of residential public services of aqueduct, sewerage, and cleaning among others in the Department

## 2. PUBLIC SERVICES AND ENVIRONMENT PROGRAMS



Optimization and maintenance of cemetery



Public Services available to all-Providence



More management and less waste



More prevention against climate change



# A MORE EDUCATED RESERVE

## Benefits

### Capacities/Impact

- Removed and properly disposed of solid waste.
- Removed sediments and materials that affect the flow of runoff water.
- Live barrier of species of piñuelo and installed a fence to restrict the progress of anthropogenic activities.
- Renewal of dead branches by applying appropriate techniques and healing materials.
- Retired necrotic and infested material with termites or other pests.
- Planting and maintenance of mangrove seedlings in the areas.
- Workshops on identification of impacts on wetlands.



## Challenges

Sensitize the community in sustainability of strategic ecosystems.

2018 Implementation Status

100%

# MORE ENVIRONMENTAL TOOLS

## Benefits

### Capacities/Impact

- Air quality- 18 samples- 8 points.
- Environmental noise - 16 points in the Archipelago of San Andres, Providence and Santa Catalina.

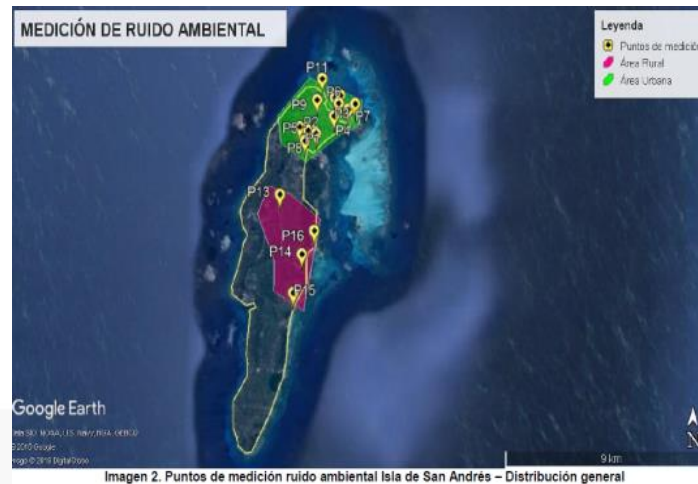
## Challenges

Articulation of the different actors both in the governmental institution as well as in the external entities, community in general and others involved.



Cost  
Current Approval

**\$595**  
Millions



2018 Implementation  
Status

**100%**



# LEARN MORE ABOUT ALTERNATIVE ENERGY

## Benefits

### Capacities/Impact

Awareness campaigns  
More than 15.000 users sensitized in San Andres and Providence.

## Challenges

Investigate and implement new sources of sustainable energy.



Cost

Current Approval

**\$500**  
Millions

2018 Implementation  
Status

**100%**



# WATER FOR ALL / SEWERAGE

## Benefits

### Capacities/Impact

24.23 Lps Water for Everyone.  
Construction of the aqueduct network system.

Desalination plant.

To attend the emergency due to water shortages in the sectors of Hill, Cove and San Luis.

## Challenges

- Extension of coverage.
- Improve services.
- Improve continuity.
- Expand maintenance..
- Prevent users from illegally connecting to the System.



Cost  
Current Approval

**\$6.000**  
Millions

2018 Implementation  
Status

**100%**

# CEMETERIES

## Benefits

### Capacities/Impact

- The protection and safety, mainly of groundwater and soil because they are susceptible to damage because of the operation of cemeteries.
- Security to avoid vandalism.
- Expansion in offer of vaults for the whole community.

## Challenges

- High demand for vaults.
- Lack of space for expansion.
- Reconciliation with the community.



Cost  
Current Approval

**\$464**  
Millions

2018 Implementation  
Status

**100%**



# PGIRS

## Benefits

### Capacities/Impact

- More clean beaches.
- Container Maintenance
- Less waste.
- Green Zone Adaption



Cost  
Current Approval

**\$3.532**  
Millions

## Challenges

Sensitization of the community in waste management.



2018 Implementation  
Status

**100%**



# CLIMATE CHANGE AFFECTS ALL OF US

## Benefits

### Capacities/Impact

- Assessment of vulnerability to hydro-climatic hazards on the island of San Andres.
- Adaptation to Climate Change Plan for the Archipelago of San Andres, Providence and Santa Catalina. (Adoption resolution must be done).

## Challenges

- Future adverse events
- Generate knowledge about the natural phenomena that occur in the oceanic islands
- Strengthen the response capacity.



Cost  
Current Approval

**\$400**  
Millions

2018 Implementation  
Status

**100%**

Planning  
Secretariat

*Account  
Rendition*

DEVELOPMENT PLAN 2016 - 2019

2018



GOBERNACIÓN  
Departamento Archipiélago  
de San Andrés, Providencia y  
Santa Catalina

LOS QUE SOÑAMOS  
SOMOS MÁS



# DEVELOPMENT PLAN PROGRAMS 2016-2019



**Most planned Island Housing**



**More deserving Housing and Environment  
for the Island Community**



**My Most Planned Territory**



**A Sea of Entrepreneurship**



**TDecent Work and Employability**





# MORE PLANNED INSULAR HOUSING



**98** Delivered  
Homes



**Beneficiaries:**

**228**

beneficiaries of the program  
between Raizals and Resident  
population.

**Challenges:**

improve the habitability  
conditions of the Raizal and  
Residence community with  
new homes

**Progress  
Status  
39,15%**

# A SEA OF ENTREPRENEURSHIP

## EMPRENDIMIENTO E INNOVACIÓN

Colegios  
BENEFICIADOS:  
**177 Estudiantes**  
(7 a 11 años de edad).

Capacitaciones  
en barrios  
BENEFICIADOS:  
**100 usuarios**

Taller Generación de  
modelo de negocio  
(Emprendeton- MINCIT)  
BENEFICIADOS:  
**48 personas**

Feria Exposición  
(**26 Expositores**)



## Beneficiaries:

# 351 PEOPLE

## Challenges:

Obtain resources and  
collaboration to carry out the  
activities.

## Progress Status 80%

Rendición  
de cuentas  
PLAN DE DESARROLLO 2016-2019

# 2018

LOS QUE SOÑAMOS  
SOMOS MÁS



# FORMALIZATION

## LABOR AND BUSINESS FORMALIZATION

Training in neighborhoods,  
**FONDO EMPRENDER**  
Entrepreneurs, currency  
exchange, and hair braiders.



**Beneficiaries:**

**156**  
PEOPLE

**Challenges:**

Obtener recursos y colaboración  
para realizar las actividades y  
articular el Ecosistema Interno de  
Emprendimiento (Secretarías

**Estado  
100%**

*Rendición  
de cuentas*  
PLAN DE DESARROLLO 2016-2019

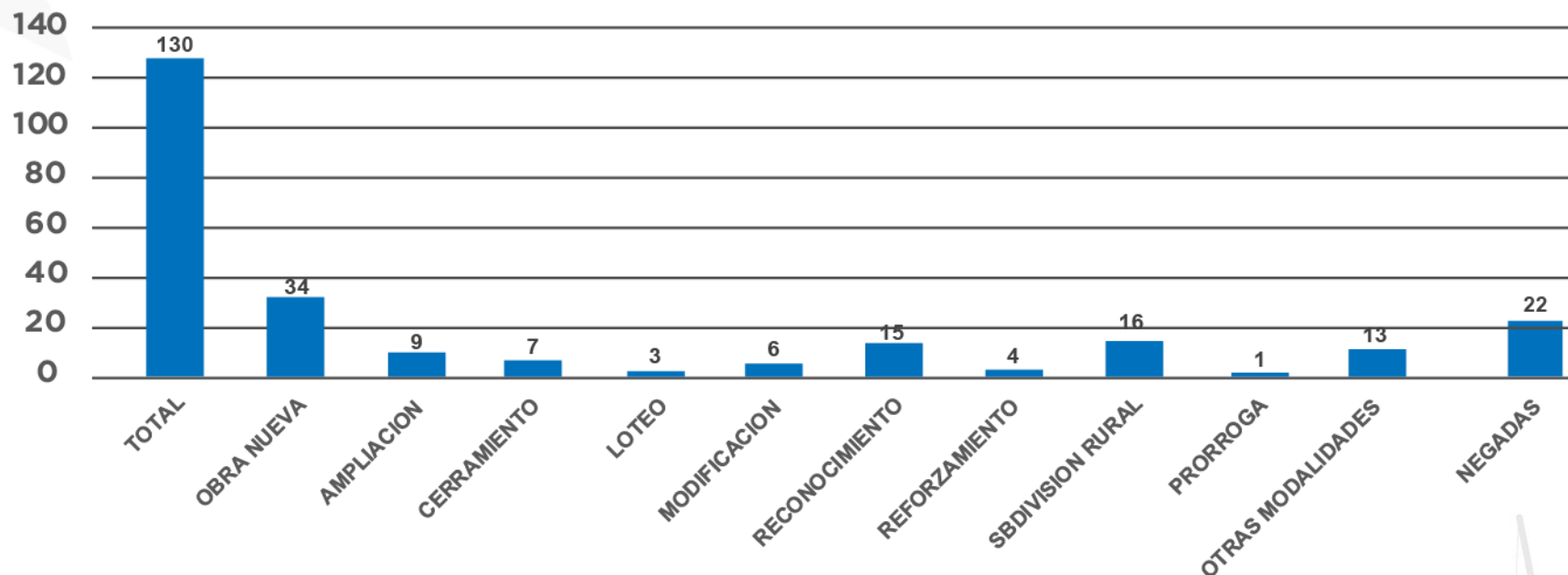
**2018**

**LOS QUE SOÑAMOS  
SOMOS MÁS**



# PLANNING ADVANCES

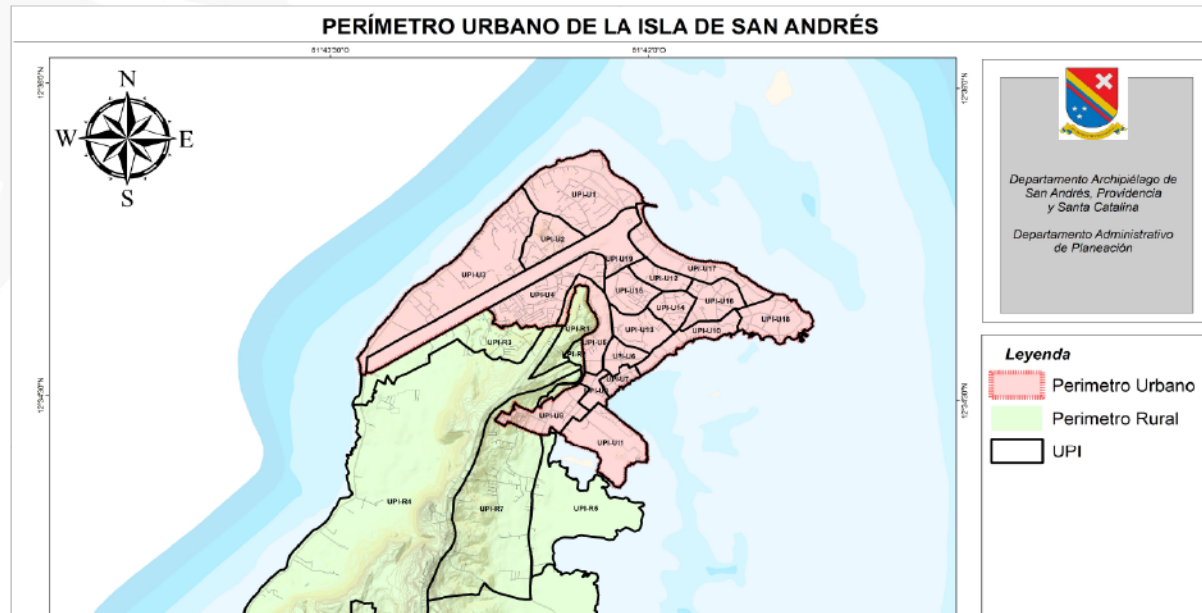
## 2018 Urban Licenses



TOTAL COLLECTIONS FOR URBAN LICENSES:

**\$2.399.313.900,00**

# PLANNING ADVANCES



## Benefits

Information on the regulations that apply to your property.

Information on possible environmental or risk effects.

Land Use  
Certificates Issued

**847**

TOTAL INCOME for  
Certificate of Land Use

**\$12'959.100**

**Status  
100%**

# PLANNING ADVANCES

**SISBEN**



Total Sisbenized: **48.670**

Certificates Issued: **912**

**SOCIOECONOMIC  
STRATIFICATION**



Total Properties: **19.529**

Certificates Given: **657**

**TOTAL COLLECTED BY STRATUS CERTIFICATION:**

**\$7.096.500,00**



# GENERAL SYSTEM OF ROYALTIES



*Rendición  
de cuentas*  
PLAN DE DESARROLLO 2016-2019

**2018**

**LOS QUE SOÑAMOS  
SOMOS MÁS**

# PROJECTS APPROVED AT THE OCAD CARIBBEAN REGION -2018



CODIGO BPIN	NOMBRE DEL PORYECTO	SECTOR	PRESUPUESTO		TOTAL PRESUPUESTO	PARTICIPACIÓN SGR	PARTICIPACIÓN RECURSOS PROPIOS
			RECURSOS SGR	RECURSOS PROPIOS			
2018000020040	ADQUISICIÓN DE AMBULANCIAS PARA TRANSPORTE ASISTENCIAL MARITIMO DE URGENCIAS Y EMERGENCIAS EN EL DEPARTAMENTO ARCHIPIÉLAGO DE SAN ANDRES Y PROVIDENCIA	SALUD Y PROTECCIÓN SOCIAL	\$ 803,238,330	\$ 0	\$ 803,238,330	100%	\$ 0

# INVESTMENT WITH STRENGTHENING RESOURCES



- Strengthening processes for the formulation, monitoring and evaluation of investment projects.
- Strengthening of the Departmental Secretariat of Planning as Technical Secretary of the OCAD.
- Acquisition of equipment and supplies.
- Hiring Support Professionals.

## INSTITUTIONAL STRENGTHENING

**\$196'707.610**



Secretariat of  
Social Development

*Account  
Rendition*

DEVELOPMENT PLAN 2016 - 2019

2018



GOBERNACIÓN  
Departamento Archipiélago  
de San Andrés, Providencia y  
Santa Catalina

LOS QUE SOÑAMOS  
SOMOS MÁS

# DEVELOPMENT PLAN



Together we can make our dreams come true.



More social inclusion, equity and opportunities for the families of the Departmental Archipelago




Strengthening Raizals and Residents family capacities in San Andres.



Dreams that transform to strengthen the gender perspective in the Departmental Archipelago of San Andres and Providence islands.



Recognizing the diversity and rights of more people of the LGBTI community



# DEVELOPMENT PLAN



Fulfilling more dreams of well-being to our seniors citizens




Dreams that transform the Raizal People



Together we dream more for the rights and social reintegration of the homeless population



Dreams of more inclusion for the population with capacity





# PROTECTION OF THE DREAMS OF CHILDREN AND ADOLESCENTS OF THE DEPARTMENT OF SAN ANDRES, PROVIDENCE AND KETHLEENA.

## Benefits

### Capacities/Impact

With this project, more than 485 children and adolescents of the Archipelago were benefited.

### 2018 Execution Period

**\$145.514.095**



### DP Execution Progress %

**80.15**

**%**

### 2018 Execution Status

**71%**

# IMPLEMENTATION OF THE ACTIONS OF PUBLIC POLICIES OF ATTENTION TO CHILDREN, ADOLESCENTS AND YOUNG PEOPLE IN SAN ANDRES, PROVIDENCE AND KETHLEENA

## Benefits

Capacities/Impact

Attention was given to  
**432 Young people** in  
the Department.

2018 Execution Period

**\$103.273.750**



DP Execution Progress %

**68.74%**

2018 Execution Status

**97%**

# ASSISTANCE AND MORE SOCIAL INCLUSION FOR OVERCOMING EXTREME POVERTY – RED UNIDOS IN SAN ANDRES, PROVIDENCE AND KETHLEENA

## Benefits

### Capacities/Impact

Through this project, 264 people benefited to overcome extreme poverty on San Andres Island.

### 2018 Execution Period

**\$103.273.750**



### DP Execution Progress %

**89.94%**

### 2018 Execution Status

**90%**



# STRENGTHENING FOR MORE SOCIAL INCLUSION DIRECTED AT BENEFICIARIES OF THE FAMILIES IN ACTION PROGRAM OF SAN ANDRES, PROVIDENCE AND KETHLEENA

## Benefits

### Capacities/Impact

It benefits 563 beneficiaries of the Families in Action Program on San Andres Island.

### 2018 Execution Period

**\$110.733.515**



### DP Execution Progress %

**100%**

### 2018 Execution Status

**62%**

# STRENGTHENING OF RAIZAL AND RESIDENTS FAMILY CAPABILITIES IN SAN ANDRES, PROVIDENCE AND KETHLEENA

## Benefits

### Capacities/Impact

Attention was given to 20 Raizals families in vulnerable situations.

### 018 Execution Period

**\$10.590.825**



### DP Execution Progress %

**50%**

### 2018 Execution Status

**11%**

# STRENGTHENING OF RAIZAL AND RESIDENTS FAMILY CAPABILITIES IN SAN ANDRES, PROVIDENCE AND KETHLEENA


## Benefits

### Capacities/Impact

950 people benefited from actions carried out for the participation and inclusion of women in the Department.

### 2018 Execution Period

**\$54.951.674**



### DP Execution Progress %

**71.32%**

### 2018 Execution Status

**93%**



# PROTECTION AND IMPLEMENT THE POLICIES OF RESPECT FOR LGBTI PERSONS IN THE ENTIRE DEPARTMENT OF SAN ANDRES, PROVIDENCE AND KETHLEENA.

## Benefits Capacities/Impact

20 people were assisted within the framework of the project, of the goals indicated in the Development Plan.

2018 Execution Period

\$35.000.000



DP Execution Progress %

46,6%

2018 Execution Status

100%

# CHARACTERIZATION FORMULATION, ASSISTANCE AND ATTENTION TO THE HOMELESS AND THEIR FAMILIES IN SAN ANDRES, PROVIDENCIA AND KETHLEENA

## Benefits

### Capacities/Impact

Attention and assistance were given to 30 homeless people.

### 2018 Execution Period

**\$11.829.426**



### DP Execution Progress %

**50%**

### 2018 Execution Status

**17%**

# IMPLEMENTATION OF A PROGRAM FOR MORE DREAMS AND INCLUSION TO PEOPLE WITH DISABILITIES OF THE DEPARTMENT OF SAN ANDRES, PROVIDENCE AND SANTA CATALINA

## Benefits

### Capacities/Impact

- 50 families benefited with the RBC Strategy.
- 80 people benefited from the disable population along with their families

### 2018 Execution Period

**\$132.070.919**



### Execution Progress %

**100%**

### 2018 Execution Status

**89%**



# STRENGTHENING AND MORE RECREATIONAL AND CULTURAL MEETINGS FOR THE ELDERLY - NEW BEGINNING AND ANOTHER REASON TO LIVE FROM SAN ANDRES, PROVIDENCE AND SANTA CATALINA

## Benefits

### Capacities/Impact

With this project, during the 2018 period, 1.084 elderly people in the Archipelago benefited from it.

### 2018 Execution Period

**\$95.478.379**



### DP Execution Progress %

**100%**

### 2018 Execution Status

**68%**

# STRENGTHENING OF THE INTEGRAL CARE AND MORE WELFARE FOR THE ELDERLY OF SAN ANDRES, PROVIDENCIA AND SANTA CATALINA

## Benefits

### Capacities/Impact

- 2 adults living at the nursery home were benefitted.
- 160 elderly people benefited from the food program on the island of San Andres Island.

### 2018 Execution Period

**\$673.528.946**



### DP Execution Progress %

**100%**

### 2018 Execution Status

**89%**

# CONSTRUCTION ADAPTATION AND ENDOWMENT FOR THE ELDERLY ATTENTION CENTER OF SAN LUIS AND HILL IN SAN ANDRES ISLAND

## Benefits

### Capacities/Impact

Elderly People to be benefitted :  
250 people

Work  
Progress

50%

2018 Execution Period

\$673.528.946



DP Execution Progress %

100%

2018 Execution Progress

89%



# SOCIAL TRANSFORMATION STRENGTHENING OF THE RAIZAL PEOPLE OF THE ENTIRE DEPARTMENT OF SAN ANDRES, PROVIDENCE AND SANTA CATALINA

## Benefits

### Capacities/Impact

Elderly People to be benefitted:  
250 people

Work  
Progress

50%

2018 Execution Period

\$715.728.223



DP Execution Progress%

87,5%

2018 Execution Status

95%

# 2018 BUDGET EXECUTION

Initial Appropriation	Transfers	Final Appropriation	Commitments	Execution %
2.502.000.000,00	655.000.000,00	3.157.000.000,00	2.465.121.930,00	78%

Secretariat of  
Culture

*Account  
Rendition*

DEVELOPMENT PLAN 2016 - 2019

2018



GOBERNACIÓN  
Departamento Archipiélago  
de San Andrés, Providencia y  
Santa Catalina

LOS QUE SOÑAMOS  
SOMOS MÁS



# SECRETARIAT OF CULTURE CULTURE MOVE WITH + EQUITY

## PROGRAMS



### More Culture is move with Cultural Heritage Subprograms

1. Immaterial Heritage
2. Material Heritage
3. Movable, bibliographic, and documentary heritage
4. Divulcation and heritage appropriation



### Culture is moving with more Artistic Practices Subprograms

- |                  |                                   |
|------------------|-----------------------------------|
| 1. More creation | 4. More circulation               |
| 2. More Training | 5. More promotion                 |
| 3. More Training | 6. More space for cultural events |



### Culture Moves when we Read More Subprograms

1. Improvement of library service
2. Good reading and writing habits
3. Access to books



### Culture Moves with more Creative Talent Subprograms

1. Social Participation Bodies
2. Innovation and Cultural Industries

# PATRIMONIO INMATERIAL

Costo Apropiación 2018

**\$49.039.500**

## Beneficios

fomentar en las nuevas generaciones la preservación de la tradición y la cultura a través de la transmisión de los conocimientos que se enmarcan en el desarrollo y elaboración del Cotton Boat.

## Retos:

Adelantar Proyectos contenidos en PES de manifestaciones departamentales.

## Estado:

**100% Vigencia 2018**

**33% Ejecución cuatrienio**



Costo Apropiación 2018

**\$000**

## Beneficios

Se apoyo a la fundación ORFA en el proceso de formulación del PES Como estrategias y herramientas para el afianzamiento de la identidad cultural del pueblo Raizal en general( (Saberes, conocimientos ancestrales y prácticas culturales Raizales en su convivencia con el mar).


## Retos:

Manifestación en Lista Representativa del Patrimonio Cultural Inmaterial (LRPCI) del ámbito nacional y Plan Especial de Salvaguardia (PES).

## Estado:

**100% Vigencia 2018**

**100% Ejecución cuatrienio**





# DIVULGATION AND HERITAGE APPROPRIATION



Cost Appropriation 2018

**\$161.400.000**

## Benefits

Trained on ancestral culture and transmission of such to children and adolescents of primary school by strengthening their knowledge of tangible and intangible heritage, visit patrimonial and cultural places, and develop cultural and ancestral activities to strengthen their knowledge.

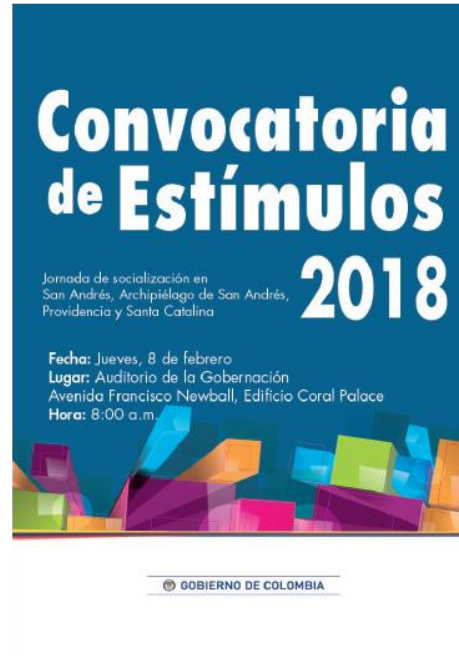
**State:**

**2018 Execution Term 100%**

**Four-year Execution 100%**



# MORE CREATION



Cost Appropriation 2018

**\$000**

## Benefits

Mobilize artists, creators, researchers and cultural managers to develop cultural content projects, in addition to have access to scholarships, internships, national prizes, recognitions, or artistic residencies, an incentive to their work.

## Challenges

We talk with the Ministry of Culture through the National Incentive Program, and Agreement calls

## State:

2018 Execution Term **100%**

Four-year Execution **33%**

Rendición  
de cuentas  
PLAN DE DESARROLLO 2016-2019

**2018**

LOS QUE SOÑAMOS  
SOMOS MÁS

# TRAINING PROGRAMS IN DIFFERENT ARTISTIC AREAS, AIMED AT CHILDREN, ADOLESCENTS, YOUNG PEOPLE, THE DISABLED AND THE VULNERABLE POPULATION.



Cost Appropriation 2018

**\$374.934.295**

## Benefits

Classes were given at the Manuel Ellis Sandino Training School for children and young people from 7 to 18 years of age in the following artistic expressions: Recorder, Winds, Violin, Singing - vocal technique - choirs, Guitar, percussion (drums and folk drum), dance, painting, handcrafts, musical initiation (xylophones), piano, folk and folk music. The music school serves a population of 550 children, in the different venues.

## State:

2018 Execution Term **100%**

Four-year Execution **75%**

# MORE TRAINING

Cost Appropriation 2018

**\$94.072.968**

## Benefits

The agreement with the Atlantic University continued for the professionalization of 22 musicians of the Department. Inter-administrative Cooperation Agreement No. 002 of 2018

## Challenges:

Training processes for trainers from different artistic areas



Cost Appropriation 2018

**\$000**

## Benefits

Support was given to the Ministry of Culture, which advanced in an agreement with the Jorge Tadeo Lozano University for a diploma course in design and formulation of cultural projects on the island.

## Challenges:

Support the ministry of culture in the diffusion and promotion of the diploma course in design and formulation of cultural projects.

**State:**

**100% 2018 Term**

**100% Four-Year Execution**





# PROCESSES OF LOCAL, NATIONAL AND OR INTERNATIONAL CIRCULATION OF GROUPS OF THE SCHOOLS OF ARTISTIC EDUCATION OF THE DEPARTMENT

Cartagena



Paipa



Medellín



Cost Appropriation 2018

**\$000**

## Benefits

- La escuela Sandino Manuel Ellis participo en el mes de agosto en el encuentro nacional artístico en la población de Rio Negro, Antioquia con 24 niñ@ . El coro infantil y juvenil participo con 36 niñ@s en el intercambio Cultural en Cartagena en el mes de mayo los niños mostraron su talento con diferentes presentaciones.

- Adicionalmente 25 jóvenes en el mes de septiembre representaron al departamento en el encuentro de bandas en la ciudad de Paipa.

## State:

**2018 Execution Term 100%**

**Four-year Execution 75%**

# EVENTS FOR THE MOVEMENT OF ARTISTS AND SUPPORTED CULTURAL EXPRESSIONS

Costo Apropiación 2018

**\$501.419.998**

## Beneficios

We carried out and organized cultural samples of the Departmental Archipelago of San Andres “our culture transcends the limits”, carried out by temporary insular union 2018, samples of dance, oral tradition, handcrafts and gastronomy were made as well as the presentation of the Creole group.



State:  
**100% 2018 Term**  
**72,73% Four-Year Execution**

Costo Apropiación 2018

**\$37.500.000**

## Beneficios

activities that promoted the culture and traditions of our island, through the development of a gospel concert during Holy Week at the Central Baptist Church -





# INTERNATIONAL, FOR THE STRENGTHENING OF CULTURE AND ARTISTIC EXPRESSIONS



Cost Appropriation 2018

**\$0000**

## Benefits

We made presence at the twenty-second music festival of the Pacific Petronio Alvarez, which was held from August 15 to 20 in the city of Cali. Cultural afternoon with the Sandino Manuel Ellis School.

**State:**

**2018 Execution Term 100%**

**Four-year Execution 100%**

*Rendición  
de cuentas*  
PLAN DE DESARROLLO 2016-2019

**2018**

**LOS QUE SOÑAMOS  
SOMOS MÁS**



# RESEARCH ON THE RAIZAL AND / OR CARIBBEAN CULTURE DEVELOPED AND PUBLISHED



Cost Appropriation 2018

**\$715.000.000**

## Benefits

Contract 1664, 2018 Living Culture in English Corporation: Recover through investigation the evidences that constitute in fundamental testimonies.

State:

2018 Execution Term **100%**

Four-year Execution **33%**

Rendición  
de cuentas  
PLAN DE DESARROLLO 2016-2019

**2018**

LOS QUE SOÑAMOS  
SOMOS MÁS

# PERIODIC SAMPLES OF TRADITIONAL EVENTS THAT WERE MADE

**TALLER**  
Conmemoración nacional e internacional de las lenguas maternas de la etnoeducación con énfasis krioul inglés y castellano.

**Día 23 de mayo del 2018**  
**Lugar:** SALÓN CAJASAL, AV. Newball.  
**Hora:** 8:00 a.m. hasta las 12:40 p.m.

**PONENTES**

- Juan Ramírez
- Andrés Arboleda
- Dulph Mitchell
- Rubén Darío
- Dr. Samuel Robinson

**TEMAS**

- Charla orígenes de la colonización y lengua creole en las Américas.
- Marco Teórico de las Lenguas Maternas.
- Presentación Material Didáctico.
- Diferencias Ortográficas y Fonética.
- Importancia de la Lengua como Memoria de un Pueblo.
- Videos relacionados lenguas maternas.

**SECRETARÍA DE CULTURA**  
Departamento Archipiélago  
Providencia y Santa Catalina

**LOS QUE SOÑAMOS SOMOS MÁS**

Cost Appropriation 2018

**\$48.070.450**

## Benefits

National and international day of mother tongues, contract CMC 015, Organization and Development of Cultural Activities within the framework of the commemoration of mother tongues.

## State:

2018 Execution Term **100%**

Four-year Execution **100%**



# MORE SPACE FOR ULTURAL EVENTS



**BEFORE**



**AFTER**

Cost Appropriation 2018

**\$171.913.959**

## **Benefits**

Realization of maintenance works and adaptation of the Cultural House on the Hill.

## **Challenge:**

Adequate, Construction and / or resources of Cultural Centers (carried out).

## **State:**

**2018 Execution Term 100%**

**Four-year Execution 100%**



# LITERARY STRENGTHENING CAMPAIGNS IN SPANISH, ENGLISH AND / OR CREOLE, (CONDUCTED)



Cost Appropriation 2018

**\$000**

## Benefits

Recognition, promotion, protection, use, preservation and strengthening of the languages of the ethnic groups of Colombia and their linguistic rights and those of their speakers and Creole as the native language of the Raizal People. With the presentation of Miss Lolita Pomare and the Caribbean New Style Group.

## Challenges:

For Tourists and residents to learn more about the local culture through stories and talks in Creole

## State:

**2018 Execution Term 100%**

**Four-year Execution 50%**



# PROCESSES OF LITERACY TRAINING (CONDUCTED)



Cost Appropriation 2018

**\$000**

## Benefits

Library assistants support children who are enrolled in the Sandino Manuel School of Music Education, who serve as facilitators in their academic process, especially in the basic areas of reading and writing, mathematics and English. At the same time, work is being done on the promotion of reading, loan of stories and the Traveling Bags of the Republic Bank. Activities that motivate users towards reading are developed, for example, CHEFF FOR ONE DAY.

**Challenges:** Continuity in the attendance of users to the Training School and also lower the desertion of the same.

## State:

**2018 Execution Term 100%**

**Four-year Execution 100%**

# PROGRAM: CULTURE MOVES WITH MORE CREATIVE TALENT.

## SUBPROGRAM: INNOVATION AND CULTURAL INDUSTRIES



**GOAL:** Training processes in entrepreneurship and cultural industry (Conducted)

**Execution Period 2018 100%**  
**Four-Year Execution 100%**

**CONTRACT CMC 018 J & A trusted contracts.**

**\$49.350.000:** adolescents were given a space to explore native narrative constructions through three short films in cinema format





# TECHNICAL ASSISTANCE COUNCILS ESTABLISHED BY THE GENERAL LAW OF CULTURE

Cost Appropriation 2018

**\$0000**

## Benefits

On May 18 was carried out session with the heritage council, May 16, with the cinematography Council, September 12, Culture Council, and October 24 with cinematography Council.

	GOBERNACIÓN DEPARTAMENTO ARCHIÉLAGO DE SAN ANDRÉS, PROVIDENCIA Y SANTA CATALINA	Fecha de Aprobación: 03-10-2016	Código: FO-AP-00-00
SESION ORDINARIA DEL CONSEJO DEPARTAMENTAL DE CULTURA		Versión: 01	Página 1 de 2

ACTA No.	001
TEMA	Implementación decreto 2012 de 2017
FECHA	14 Septiembre de 2018
HORA	9:00 Am
LUGAR	Secretaría de cultura
DEPENDENCIA RESPONSABLE	Cultura

1. ASISTENTES			
Nombre	Email	Dependencia	Verificación Asistencia
LUZ ANGIE VELEZ	luarvies@hotmail.com	Sec Cultura	
MARLON ACOSTA POMARE	acosta200@hotmail.com	Artistas De La Música	
ESTELA SMITH	estela227@hotmail.com	Artistas De Artesanías	
JOSEPH MURILLO GUSMA	gusman@hotmail.com	Comunidad Afro Raizal	
FEDERICO LEVER GASCA		Secretaría De Cultura	
ELIGIO SUAREZ	corpus33@hotmail.com	Artistas De Artes Plásticas	

2. ORDEN DEL DIA	
Item	Tema
1	ORACION
2	LLAMADO A LISTA Y VERIFICACION DE QUORUM
3	CAPACITACIÓN DEL DECRETO 2012 DEL 30 NOVIEMBRE DE 2017 Y RESOLUCIÓN 2260 DE 2018, POR LA CUAL SE MODIFICA LA RESOLUCIÓN 3893 DE 2017 EN LA QUE SE ESTABLECEN LOS REQUISITOS Y EL PROCEDIMIENTO DE ACREDITACIÓN DE LA CONDICIÓN DE CREADOR Y GESTOR CULTURAL, PARA EFECTOS DE LA ASIGNACIÓN DE LOS BENEFICIOS DE QUE TRATA EL DECRETO 2012 DE 2017
4	SOCIALIZACIÓN DE LA CONVOCATORIA DE LA ASIGNACIÓN DE LOS BENEFICIOS DE QUE TRATA EL DECRETO 2012 DEL 30 DE NOVIEMBRE DE 2017 PARA LOS CREADORES Y GESTORES CULTURAL DEL DEPARTAMENTO
5	PROPOSICIONES Y VARIOS

	GOBERNACIÓN DEPARTAMENTO ARCHIÉLAGO DE SAN ANDRÉS, PROVIDENCIA Y SANTA CATALINA	Fecha de Aprobación: 03-10-2016	Código: FO-AP-00-00
SESION ORDINARIA DEL CONSEJO DEPARTAMENTAL DE CINEMATOGRAFIA		Versión: 01	Página 1 de 3

ACTA No	001
FECHA	16 Mayo de 2018
HORA	9:00 A.M.
LUGAR	CASA DE LA CULTURA DE LA LOMA
DEPENDENCIA RESPONSABLE	SECRETARIA DE CULTURA

1. LISTADO DE ASISTENTES Y VERIFICACION DE QUORUM:				
Nombre	Email	Dependencia	Cargo	VERIFICACION
LUISA NARVAEZ	luisanarvaez2013@gmail.com	Consejo de Cinematografía	Sector Productores	Presente
ALEX COTTRILL	alexcottrill@hotmail.com	Consejo de Cinematografía	Sector Técnicos	Presente
GUSTAVO GUSMAN	gustavogusman@hotmail.com	Consejo de Cinematografía	Sector Exhibidores	Presente
ALFREDO ROBINSON	alfredorobinson@hotmail.com	Consejo de Cinematografía	Sector Directores	Presente
GREGORY ROBINSON	gregoryrobinson@hotmail.com	Consejo de Cinematografía	Sector Formación	Presente
LUZ ANGIE VELEZ U	luarvies@hotmail.com	Secretaría de Cultura	Secretaría Técnica	Presente
FEDERICO LEVER GASCA	flaver@sanandres.gov.co	Ministerio de Cultura	Secretaría de Cultura	Presente

2. ORDEN DEL DIA	
Item	Tema
1	Oración
2	Llamado a Lista y Verificación De Quorum
3	Socialización Informe Asamblea de consejos 2017 (Alfred Robinson)
4	Espacio de dialogo de participación en procesos para vincular proyectos propuestos por el sector cinematográfico
5	Proposiciones y Varios

3. DESARROLLO	
Siendo las 9:00 horas del día 16 de Mayo de 2017, en la Casa de la Cultura de la Loma, se reunieron los abajo firmantes, para la sesión ordinaria del consejo de cinematografía.	

State:

2018 Execution Term **67%**  
Four-year Execution **55,56%**

Rendición  
de cuentas  
PLAN DE DESARROLLO 2016-2019

**2018**

LOS QUE SOÑAMOS  
SOMOS MÁS

# ORGANIZATIONS AND/OR AUDIOVISUAL PRODUCERS (SUPPORTED)

**SEVEN COLOR SEA FILM FESTIVAL**  
JUNIO 1 - 4 2018  
SAN ANDRÉS, COLOMBIA  
TODAS LAS FUNCIONES SON GRATIS

**7ColorSeaFF**

**PROGRAMACIÓN**  
TODAS LAS FUNCIONES SON GRATIS - RECLAME LAS ENTRADAS ANTES DE LA FUNCIÓN (DISPONIBILIDAD SUJETA A CAPACIDAD DE LA SALA)

AGENDA ACADÉMICA	FUNCIONES
<b>Martes 29 de Mayo</b> Infotec: Av. Colombia, Barrio Sotillo Bay, Salón Auditorio	<b>Viernes 1 de Junio</b> Suelto en sala libre
<b>Miércoles 30 de Mayo</b> Tengo una película - Por escribir guion: introducción	<b>Sábado 2 de Junio</b> Mar a Jesús
Tengo una película - Por escribir personajes y estructura	Corazón de León
<b>Jueves 31 de Mayo</b> Taller de narración audiovisual	Fortuna Lake
Tengo una película - Por escribir tono, géneros y nuevos formatos	La Mujer del Animal
<b>Viernes 1 de Junio</b> Taller de narración audiovisual	<b>Domingo 3 de Junio</b> Bos Esquivalientes
Tengo una película - ¿Quién es el actor?	Bad Lady Ghost
Tengo una película - ¿Cómo hacer cine en Colombia?	Sueño 4 Seguros
<b>Sábado 2 de Junio</b> Tengo una película - ¿Cómo se estructura legalmente?	Matricados
Tengo una película - ¿Por dónde empezar?	<b>Lunes 4 de Junio</b> Ile al Dogs
<b>Domingo 3 de Junio</b> Tengo una película - ¿Cómo la vendes?	Toy Story
Tengo una película - ¿Y quién la ve?	The Misadventure of Camaron Rose
<b>Lunes 4 de Junio</b> Tengo una película - Expandida	Blockers
Tengo una película - Pitch	<b>2 Cine al Mar</b>

Cost Appropriation 2018

**\$0000**

## Benefits

The Secretariat of Culture manage with Proimágenes Colombia to carry out the film festival of the sea of seven colors in its first version from June 1st to June 4th, the link was made which made the partnership with the Departmental Council of Cinematography of the Archipelago of San Andres and the festival to be carried out for the first time on the island the workshop #Tengounapelicula.

## Challenges:

presence of different guests from the national and international film industry

## Estado:

**100% Ejecución Vigencia 2018**

**100% Ejecución cuatrienio**

*Rendición de cuentas*  
PLAN DE DESARROLLO 2016-2019

**2018**

**LOS QUE SOÑAMOS SOMOS MÁS**

Secretariat of  
Agriculture and Fishery

*Account  
Rendition*

DEVELOPMENT PLAN 2016 - 2019

2018



GOBERNACIÓN  
Departamento Archipiélago  
de San Andrés, Providencia y  
Santa Catalina

LOS QUE SOÑAMOS  
SOMOS MÁS



# DEVELOPMENT PLAN PROGRAMS 2016-2019



MORE SOVEREIGNTY AND FOOD SECURITY



MORE STRENGTHENING OF THE BUSINESS  
BASE



MORE STRENGTHENING AND PRODUCTIVE  
CHAIN

# DEVELOPMENT PLAN PROGRAMS 2016-2019



MORE CITIZEN PARTICIPATION



MORE GOVERNABILITY, REGULATION, AND  
CONTROL OF FISHING ACTIVITY



MORE KNOWLEDGE AND ECOSYSTEM  
MANAGEMENT



# REACTIVATION OF AGRICULTURAL ACTIVITY AND PRODUCTIVE PATIOS, UNDER THE CONCEPT OF CLEAN AND SAFE AGRICULTURE



2018 Execution

## Own Management

### Benefits

200 Trained students  
5 Teachers Linked to the  
Process

Assistance to 5 vegetable  
gardens and 2 school barns

### Challenges

Cover 100% of schools in the  
Department

Status  
90%



# REACTIVATION OF AGRICULTURAL ACTIVITY AND PRODUCTIVE YARDS, UNDER THE CONCEPT OF CLEAN AND SAFE AGRICULTURE



2018 Execution

**\$34.000.000**

## Benefits

Support of 200 Small Agricultural Producers

Implementation of 6 gardens with rural women

Follow-up Ordinance of Coconut trees

## Challenges

Cover 100% of small Producers

**Status  
90%**



## PROMOTION OF THE PRODUCTION AND INTENSIVE MANAGEMENT OF LIVESTOCK SPECIES



2018 Execution

**\$105 VF**

### Benefits

20 sheep specimens inseminated.

30 inseminated bovine specimens.

Pregnancy success in 70% of females.

### Challenges

Involve more beneficiaries.

Increase the number of models.

**Status  
100%**



# REFORESTATION OF AUTOCHTHONOUS PRODUCTIVE SPECIES AND PEST CONTROL

2018 Execution

**\$678.000.000**



## Benefits

Reforestation of 30 hectares, with fruit trees

Reforestation of 400 Coconut trees donated by the Ministry of Agriculture and Rural Development.

Nursery Maintenance of 1.200 Seeds

## Challenges

Reforest 60

**Status  
100%**



## ASSOCIATIVE SOCIO-BUSINESS EDUCATION AND TECHNOLOGY INNOVATION



Ejecución 2018

**\$ 1.033 VF**

### Benefits

13 fishermen's cooperatives benefited directly in both projects.

New spaces for the conservation and sale of fishing products.

### Challenges

Increase the number of Associations benefiting from the collection center.

Promote the good use of the elements

**Status  
58%**

# PROMOTING THE PRODUCTIVE DEVELOPMENT OF FISHING IN THE ARCHIPELAGO



Delivery to 4 Artisanal Fisherman Cooperatives  
Isothermal Caves of 600 L, Isothermal Caves of 120 L, Stations of filleting with support, Folding tables to eviscerate, Tool box with knives and accessories.

2018 Execution

## Own Management

### Benefits

Delivery of Manipulation and Preservation of Fishery Products

4 Directly Benefited Cooperatives.

### Challenges

Promote the use of security elements in all cooperatives.

Promote good practices in post-capture handling and conservation.

Status  
**58%**



## STRENGTHENING THE CONTROL AND SURVEILLANCE SCHEME



2018 Execution

**\$314.000.000**

### Benefits

Seizure of more than 2 tons of products from Illegal fishing.

3 Administrative investigations for crime to the fishing regulations (Illegal Fishing)

### Challenges

Decrease cases of illegal foreign vessels

Decrease Fishing that are Not Declared nor regulated.

**Status  
100%**



# PREVENTION AND CONTROL OF ILLEGAL AND ILLICIT FISHING IN THE ARCHIPELAGO

2018 Execution

**\$50.000.000**

## Benefits

National Development Table of Illegal and illicit Fishing.

Implementation of the Lets Keep legal

## Challenges

Encouraging Tourists and Visitors to respect the rules.


Increase workshops to have more participation of artisanal fishermen.

**Status  
100%**





# RESEARCH AND EVALUATION OF FISHERIES RESOURCES



2018 Execution

**\$82.000.000**

## Benefits

In the framework of the Seaflower expedition they included 30 Researchers distributed in 10 research projects.

Improves knowledge of the Hydrobiological and Fishing resources of the region.

## Challenges

Include more fishermen in the research projects.

Increase the Number of Institutions participating in the investigations in the Islands.

**Status  
100%**



# RESEARCH AND EVALUATION OF FISHERIES RESOURCES



2018 Execution

**\$463.000.000**

## Benefits

Participation of 30 Researchers distributed in 10 research projects in the Seaflower Expedition

Collected of more than 1000 registry of the Artisanal fishing activity of the Department

## Challenges

Include more fishermen in the research projects.

Increase the Number of Institutions participating in the investigations in the Islands

**Status  
100%**



# NEW TECHNOLOGIES FOR THE EXPLOITATION OF FISHERY RESOURCES

2018 Execution

**\$50 VF**



## Benefits

Fishermen trained in New Techniques for the extraction of fishery resources

Fishermen trained for the proper use of Echo sounder and GPS.

3 related Fishermen Cooperative

## Challenges

Implement other alternatives for the extraction of fishery resources

Implement more technology in Artisanal fishing

**Status  
100%**

# STUDY AND CONSERVATION OF THREATENED, SIGNIFICANT AND INVASIVE MARINE SPECIES.



2018 Execution

**\$66.000.000**

## Benefits

Assessment of the State of Queen Conch in Serrana

Two gastronomic workshops on the Consumption of Lionfish.

Study on abundance and diversity of Sharks.

## Challenges

Continue with assessments of Sharks and Queen Conch

Promote the capture and consumption of the Lionfish

**Status  
100%**



# AQUACULTURE AND SUSTAINABLE USE OF FISHERIES RESOURCES



2018 Execution

**\$72.000.000**

## Benefits

Construction of 9 nurseries with capacity for 10.000 fragments of coral species, 7 in San Andres, and 2 in Providence.

More than 5,243 Live fragments of 9 species of organisms have been planted

## Challenges

Connect with more fishermen

Increase the Number of Sown  
Fragments

**Status  
100%**



# BUDGET IMPLEMENTATION

Initial Value	Modifications	Definitive	Committed	% Execution
8,825,800,000.00	-792,601,747.00	8,033,198,253.00	4,285,138,906.00	48.6

Secretariat of  
Education

*Account  
Rendition*

DEVELOPMENT PLAN 2016 - 2019

2018



GOBERNACIÓN  
Departamento Archipiélago  
de San Andrés, Providencia y  
Santa Catalina

LOS QUE SOÑAMOS  
SOMOS MÁS



# DEVELOPMENT PLAN



MORE RECREATIONAL DREAMS FULFILLED



# DEVELOPMENT PLAN

## Benefits

### Capacities/Impact

the secretariat of Sport and Recreation achieved 83.28% of the execution of resources according to the stipulated Government Program; making it clear that sport is for everyone.



MORE RECREATIONAL DREAMS FULFILLED

## Challenges

- Improvement of sports arenas.
- Construction of more sports recreation parks
- Support to the Departmental leagues.
- Strengthening sports organizations, (clubs, leagues)

Implementation  
Status

**83,28%**

2018 Implementation Period

**\$6,388,789,935**

# SUBPROGRAMAS

Organization and institutional strengthening

Promotion and Sports Development

Positioning and sports leadership

Recreation and use of free time

More sports infrastructure



# ORGANIZATION AND INSTITUTIONAL STRENGTHENING SUBPROGRAM

Number of organisms registered in the sport system of sport in the Department

Fortified sports schools

Regulated sports schools

Trainings for instructors, officials, leaders and sports judging

Training for seniors and people in Disable Condition

Designed and Approved Sports Public Policy

2018 Execution Period

**\$ 884,515,718**

Execution Status

**83,6%**



# ORGANIZATION AND INSTITUTIONAL STRENGTHENING SUBPROGRAM

## Benefits

### Capacities/Impact

- Registry of 19 Departmental leagues
- 3 strengthened schools
- 2 regulated schools
- 3 training

## Challenges

- implement Sports Public Policy



# PROMOTION AND SPORT DEVELOPMENT SUBPROGRAM

Participation in National International sports and recreational exchanges

Active points of directed physical activity

New sports talents

Children and adolescents making use of sports venues

Communal sports games carried out

Raizal games carried out

2018 Execution Period

**\$ 2,094,225,360**

Execution Status

**66,7%**

# PROMOTION AND SPORT DEVELOPMENT SUBPROGRAM

## Benefits

### Capacities/Impact

- Realization of exchanges in different sports modalities both national and international.
- Decentralization of sports physical activities.
- During the realization of sporting events, sports scenarios were used in a massive manner.
- Mass participation of High School games
- Sports events for the disable population.

## Challenges

- Convene the community for the realization of the communal games
- Join forces for the realization of inter islands sporting events





# SPORTS PROMOTION AND DEVELOPMENT SUBPROGRAM

Form high performance athletes

Preparation for 2019 National Games

New sports talents

Benefited Population with differential transport for athletes

2018 Execution Period

\$ 40,800,000

Execution Status

66,7%

# SPORTS PROMOTION AND DEVELOPMENT SUBPROGRAM

## Benefits

### Capacities/Impact

- Baseball, women basketball, men's basketball, and hand ball classified to the National Games.
- Preparation of 2 young soccer talents who receive opportunities to play in the Departmental professional team.

## Challenges

- Achieve the implementation of Differential Transport for athletes



# RECREATIONAL AND LEISURE TIME SUBPROGRAM

Children and adolescents participating in sports and recreational-sports activities

Implemented Programs directed to population in disable condition

Participation in youth camp programs

Children and adolescents using sports venues

2018 Execution Period

**\$ 1,730,591,823**

Execution Status

**100%**



# RECREATIONAL AND LEISURE TIME SUBPROGRAM

## Benefits

### Capacities/Impact

- Fulfilled two youth camps
- High School Games and superate.
- Use of sports venues, during tournaments and other sports activities.
- Softball Sports Exchange for the disable population.

## Challenges

Increase these types of activities and strengthen existing ones.



# SPORTS INFRASTRUCTURE AND SUBPROGRAM



2018 Implementation Period Implementation  
Status

\$ 1,638,657,034

100%

# SPORTS INFRASTRUCTURE AND SUBPROGRAM

Built, upgraded or improved Sports facilities

## Benefits

Capacities/Impact

- Sunrise park
- Maintenance to all sports venues

## Challenges

Bring sport to all the neighborhoods of the Department



Office of Control and  
Circulation – OCCRE

*Account  
Rendition*

DEVELOPMENT PLAN 2016 - 2019

2018



GOBERNACIÓN  
Departamento Archipiélago  
de San Andrés, Providencia y  
Santa Catalina

LOS QUE SOÑAMOS  
SOMOS MÁS

# MORE CONTROL AND BETTER CIRCULATION

## PROJECT:

Strengthening CONTROL THE POPULATION DENSITY OF THE DEPARTMENTAL ARCHIPELAGO OF SAN ANDRES, PROVIDENCE AND SANTA CATALINA.

Strengthen the OCCRE's Office through strategies to mitigate the problem, increase the level of security from the handling of information to the population control which is exercised in the Department.



More training - more control.




More control - more action

## + TRAINING + CONTROL



OCCRE's  
Personnel Training Program





# MORE CONTROL AND BETTER CIRCULATION

REPUBLICA DE COLOMBIA - REPUBLIC OF COLOMBIA

DEPARTAMENTO ARCHIPIÉLAGO DE SAN ANDRÉS, PROVIDENCIA Y SANTA CATALINA  
OFICINA DE CONTROL DE CIRCULACIÓN Y RESIDENCIA / OFFICE OF CIRCULATION AND RESIDENCE CONTROL OCCRE  
Reserva de Biosfera Seashore, Biosphere Reserve

Fecha llegada / Arrival Date:

Fecha salida / Departure date:

Apellidos - Last name:

Nombre - First name:

Documento de identificación - Identification: C.C. ☐ T.I. ☐ No.

Nacionalidad / Nationality:

Ciudad de Procedencia / City of departure:

Sexo - Sex: ☐ M ☐ F

Fecha de nacimiento - Date of Birth: DIA  MES  AÑO

Dirección residencia - Permanent Address:

Motivo visita - Purpose of the visit: Turismo ☐ Negocios ☐ Otros ☐

Compañía transportadora - Trans. Company:

Vuelo - Flight:

Tiquete o Reserva - Ticket No.:

Dirección de alojamiento - Lodging place:

En cumplimiento al decreto 2762/91  
Tarjeta de Turismo No. CH 12875

Este documento es personal e intransferible y en ningún caso es válido para laborar en el Departamento. Pórtela siempre con usted, la autoridad podrá exigírsela. Dede ser presentada al personal encargado al momento de abandonar las islas.



Training Program to OCCRE's Personnel



Strengthening OCCRE's Normative



Population Control Plan: Returning Illegal people to their place of origin



Population Carrying Capacity Study of the Archipelago



Awareness and Socialization Program on issues on population control



Personnel Hiring

# TRAINING PROGRAM FOR OCCRE's PERSONNEL

## Benefits

### Capacities/Impact

- Prevent lawsuit against OCCRE.
- Solve pending residence paperwork.
- Effective control on the entry of tourists and visitors.
- Update for OCCRE-Web Migratory System Administrators.
- Gestión sistemática de expedientes.
- Legal Advise.
- Documental Management.
- Control, inspection and surveillance.



### Cost

Current Approval

**\$0.0**

2018 Implementation Status

**100%**

# OCCRE's NORMATIVE STRENGTHENING

## Benefits

### Capacities/Impact

- Population Control

### Challenges

- Modification/ Update Decree 2762 of 1991

### Goals Accomplished in 2018

During 2018, the Directive Board of the OCCRE analyzes possibilities of Decree 2762 of 1991.



### Cost

#### Current Approval

**\$0.0**

#### 2018 Implementation Status

**100%**



# ASSISTANCE AND MORE SOCIAL INCLUSION FOR OVERCOMING EXTREME POVERTY- RED UNIDOS STRATEGIES IN SAN ANDRES, PROVIDENCE AND SANTA CATALINA

## Benefits

Capacities/Impact

Population Control

## Challenges

- Availability of more resources for tickets
- Improve control and surveillance strategy

**513** irregular people  
deported



Cost

Current Approval

**\$100**  
Millions

Implementation Status

**100%**

# POPULATION CARRYING CAPACITY OF SAN ANDRES, PROVIDENCE AND SANTA CATALINA

## Benefits

### Capacities/Impact

- Obtain technical information that serves as an input to plan, regulate and control population growth in the Archipelago

## Challenges

- To have carrying capacity studies for each of the three (3) inhabited islands of the Archipelago according to the particular characteristics of each one.
- Compilation of information on similar studies
- Market study of local capacities
- Hiring in 2019:
  - **Phase I:** Methodological construction in a participatory manner
  - **Phase II:** Elaboration study



## Cost

Current Approval

**\$2.500**  
Millions

2018 Implementation Status

**0%**

# AWARENESS AND SOCIALIZATION PROGRAM ON ISSUES OF POPULATION CONTROL


## Benefits

### Capacities/Impact

- Population Control
- Visitors informed about population control norms

## Challenges

- Design bilingual pedagogical material to be distributed in awareness sessions with residents and residents.
- Awareness campaign in neighborhoods
- Distribution of informative pamphlet to visitors
- Management of alliances with airlines for distribution of informative pamphlet.



## Cost

### Current Approval

\$0.0

### 2018 Implementation Status

100%



# PERSONNEL HIRING

## Benefits

### Capacities/Impact

- Population Control
- Effective control on the entry of tourists and visitors
- Control of people in irregular situation



## Challenges

- Restructuring OCCRE

- Typist
- Auditors
- Inspectors
- Principal Office Management Support

## Cost

Current Approval

**\$2.200**  
Millions

2018 Implementation  
Status

**100%**

Personnel Hired

**105**

# GOAL COMPLIANCE: 2018

Program	Subprogram	Actions	Index	Goal	Implementation	%Progress
More control and better circulation	More training, more control.	Training Program	# of training activities	2	3	100%
More control and better circulation	More training, more control.	OCCRE's Normative Strengthening	# of processes / strengthen norms	1	1	100%
More control and better circulation	More training, more control.	Population Control Plan	# of deported individuals returned to their place of origin	150	513	100%
More control and better circulation	More training, more control.	Population Carrying Capacity Study of San Andres, Providence and Santa Catalina, taking into account the particularities of each of the three (3) inhabited islands of the Archipelago	# of population carrying capacity study carried out	1	0	0%
More control and better circulation	More training, more control.	Implementation, awareness and socialization on issues of population control	# of awareness activities/implemented socialization	1	1	100%
More control and better circulation	More training, more control.	Implementation, awareness and socialization on issues of population control	# of hired individuals to work at the OCCRE's office	100	105	100%

Secretariat of  
Government

*Account  
Rendition*

DEVELOPMENT PLAN 2016 - 2019

2018



GOBERNACIÓN  
Departamento Archipiélago  
de San Andrés, Providencia y  
Santa Catalina

LOS QUE SOÑAMOS  
SOMOS MÁS



# DEVELOPMENT PLAN PROGRAMS



Citizen, democratic and community participation.



Safe and Peaceful Territories



Guarantee of respect for Human Rights



Risk and disaster management

# DEMOCRATIC AND COMMUNITY CITIZEN PARTICIPATION



More strengthening



More leaders



More Community Organizations



More support to social organizations

# STRENGTHENING OF LOCAL LEADERSHIP EXPERIENCES OF CITIZEN CONSTRUCTION AND PUBLIC POLICIES.

## Benefits

Capacities/Impact

49 Communal Organizations

## Challenge

- The Government of San Andres Island, through the Government Secretariat, gave training in each of the Communal Center in accounting, financial and communal legislation, to the Communal Council according to schedules already established by the IVC team.
- With these trainings we are seeking that leaders know the functioning and the responsibility that as communal you have within these organizations.
- In 2018, 8 trainings were carried out at different Communal Boards.



Cost

Current Approval

**\$250**  
MILLIONS

2018 Execution Status

**80%**



# DEVELOPMENT OF PROCESSES FOR CITIZEN PARTICIPATION AND MITIGATION OF VULNERATION OF RIGHTS IN SAN ANDRES ISLAND

## Benefits

### Capacities/Impact

Creation of the spiritual Week through Ordinance.

### UNION BETWEEN RELIGIOUS LEADERS IN THE ARCHIPELAGO

Show another Image of the Archipelago in the week of spirituality (September 23<sup>rd</sup> -29<sup>th</sup>).



Cost  
Current Approval

**\$90**  
MILLIONS

2018 Execution Status

**45%**

# SAFE AND PEACEFUL TERRRRITORY



justice, security and citizen coexistence space



More secure forces to fight crime



GOBERNACIÓN  
Departamento Archipiélago  
de San Andrés, Providencia y  
Santa Catalina

**+ ARCHIPIÉLAGO  
TRANSPARENTE**

*Rendición  
de cuentas*  
PLAN DE DESARROLLO 2016-2019

**2018**

**LOS QUE SOÑAMOS  
SOMOS MÁS**

# JUSTICE AND COEXISTENCE SPACE

## Benefits

### Capacities/Impact

- 396 people participated in 27 community gatherings.
- 396 people received intervention from professionals in theology.
- 28 people received direct intervention by professionals in law.
- Peace and coexistence agreements were initiated in 8 sectors.
- Health care (physiotherapy and nursing) was provided to 13 people.
- 11 people were trained and advised to whom their business idea will be financed



Cost  
Current Approval

**\$700**  
MILLIONS

2018 Execution Status

**90%**



# MORE SECURE FORCES TO COMBAT CRIME

LEGAL SUPPORT	ITEM	VALUE
DECREE 0634 OF 12/14/2017 "By means of which the budget of income and capital resources and expenses or appropriations of the Archipelago Department of San Andres, Providencia and Santa Catalina is liquidated for the 2018 fiscal year "	FODESEC (FONSET)	\$1.335.000.000

Cost  
Current Approval

**\$1.335**  
MILLIONS

2018 Execution Status

**62%**

# MORE SECURE FORCES TO FIGHT CRIME

ENTITY	OBJECTIVE	VALUE	ASSIGNED PERCENTAGE
Air Force	Air patrols fuel	\$ 202.000.000	15,1%
Colombia Immigration	Lodging and food for migrants	\$ 60.000.000	4,5%
Colombia Immigration	Air transportation for migrants	\$ 30.000.000	2,2%
Colombia Immigration	Addition for migrants transitional room	\$ 78.000.000	5,8%
Cesyp	Lubrication and fuel	\$ 199.000.000	14,9%
Police	Food, personal accommodation, support for NMCSQ	\$ 260.000.000	19,5%
Secretariat of Government	Prevention Project	\$ 506.000.000	37,9%
Sum Allocated Value		\$1.335.000.000	100%

# GUARANTEE OF RESPECT FOR HUMAN RIGHTS



More promotion activities in Human Rights



Fight against human trafficking



Attention at the Family Welfare Agency



# PROMOTION OF HUMAN RIGHTS

## Benefits

### Capacities/Impact

An Archipelago without human trafficking.

## COORDINATION AND INTERINSTITUTIONAL SUPPORT



Cost

Current Approval

\$00,000

2018 Execution Status

40%

# IMPLEMENTATION OF THE 24 HOUR SERVICE AT THE SAN ANDRES ISLAND FAMILY WELFARE AGENCY.

## Benefits

### Capacities/Impact

24-hour assistance from the Family Welfare Agency.

## Challenges:

Have three substitute homes assigned to the Family Welfare Agency and a temporary home with 8 spaces within the Department, where protection can be provided to those who are in violation of rights, according to the law.

Indicator Name	2018 Behavior	Development Plan Goal	%
Measures for the protection or restoration of rights dictated	100	200	50%
Complaints received before the family commissioner	256	200	100%
Police Actions	97	50	100%

## Cost

### Current Approval

**\$250**  
MILLIONS

### 2018 Execution Status

**83%**

# IMPLEMENTATION OF THE ATTENTION TO CHILDREN AND ADOLESCENTS PROGRAM WHO ARE VICTIMS OF DOMESTIC VIOLENCE IN SAN ANDRES ISLAND.

## Benefits Capacities/Impact

### BEHAVIOR FOR 2018

In 2018, 53 referrals were received from ICBF, for domestic violence in the form of mistreatment against minors, 35 from the local hospital, 10 referrals from the National Police; in addition to 12 received directly from the Family Service Agency. For all these applications, in accordance with Law 1098 of 2006 and its amendments, the concept of compliance with the rights was issued and, by means of an auto, specific protection measures were adopted for each process. Reaching the expected goal, by 2018.

With regard to the complaints, in 2018: 256 requests for attention were received before the Family Service Agency for the different types of attention. An opening was made to 256 socio-family stories, surpassing the baseline, reaching the goal for 2018.

For all requests are records of the proceedings, which are filed at Family Service Agency and issued a total of 97 police protections



## Challenges:

Have three substitute homes assigned to the Family Service Agency and a temporary home with 8 spaces within the Department, where protection can be provided to those who are in violation of rights, according to the law for 2019.

Cost  
Current Approval

50  
MILLIONS

2018 Implementation  
Status

0%



# DISASTER RISK MANAGEMENT



Disaster risk mitigation



Strengthening firefighting activity



GOBERNACIÓN  
Departamento Archipiélago  
de San Andrés, Providencia y  
Santa Catalina

**+ ARCHIPIÉLAGO  
TRANSPARENTE**

*Rendición  
de cuentas*  
PLAN DE DESARROLLO 2016-2019

**2018**

**LOS QUE SOÑAMOS  
SOMOS MÁS**

# DISASTER RISK MANAGEMENT

## Benefits

### Capacities/Impact

Community in general of the Department.



## Challenges

Count on human and material resources to supply the community with water during dry season.



Cost

Current Approval

**\$150**  
MILLIONS

2018 Execution Status

**90%**



# DISASTER RISK MANAGEMENT





PLAN DE DESARROLLO 2016-2019

# Gracias

LOS QUE SOÑAMOS SOMOS MÁS

Secretariat of  
Mobility

*Account  
Rendition*

DEVELOPMENT PLAN 2016 - 2019

2018



GOBERNACIÓN  
Departamento Archipiélago  
de San Andrés, Providencia y  
Santa Catalina

LOS QUE SOÑAMOS  
SOMOS MÁS

# PROGRAM

## MOBILITY + EFFICIENCY

More efficient, secure, and accessible Public Transportation.

### SCOPE:

Propose the design and operation of the insular mobility system based on the concept of intermodality with the participation of the different actors of the Department.

Implementation of a pilot transportation system with adapted and renewable energy.





# IMPLEMENTATION OF A TRANSPORTATION PILOT SYSTEM ADOPTED AND RENEWABLE ENERGY

Adapted refers to the attended community: The Elderly, Disabled and children

Route 1 – Hill – Elsie bar

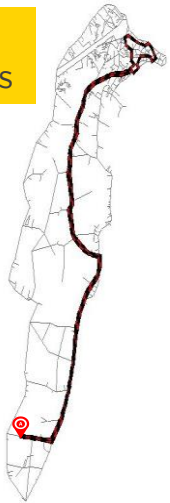
Route 2 – Hill - Cove

Route 3 – Natania- Tablita

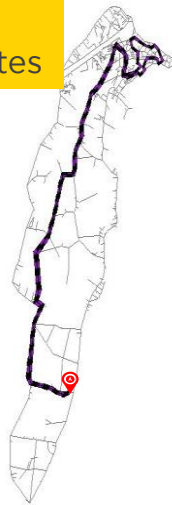
Route 4 – Orange Hill

Route 5 – Bypass

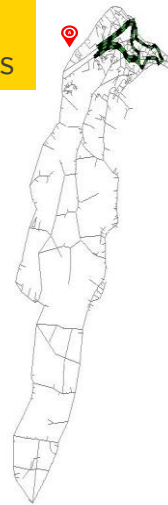
29.2 km  
82.42 minutes



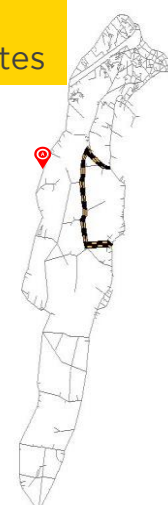
30.86 km  
83.41 minutes



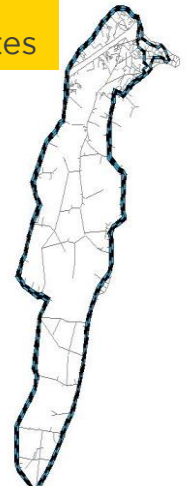
10.61 km  
41,03 minutes



8.79 km  
27,97 minutes



32,45 km  
87,38 minutes



Starting point  
and ending route

- Benefited Population: 65,627\*
- Project Cost: \$ 0
- Elaboration and study delivery : 2019

\*Source: Dane 2005

# PROGRAM: MOBILITY + ORGANIZED

More organized and sustainable Mobility Network

## SCOPE:

Articulation between sectoral mobility plans, public space and roads; in accordance with the mandates of the Territorial Ordinance Plan.



Articulation Document of urban and rural cycle route in harmony with the Territorial Planning



Study and Design of parking system



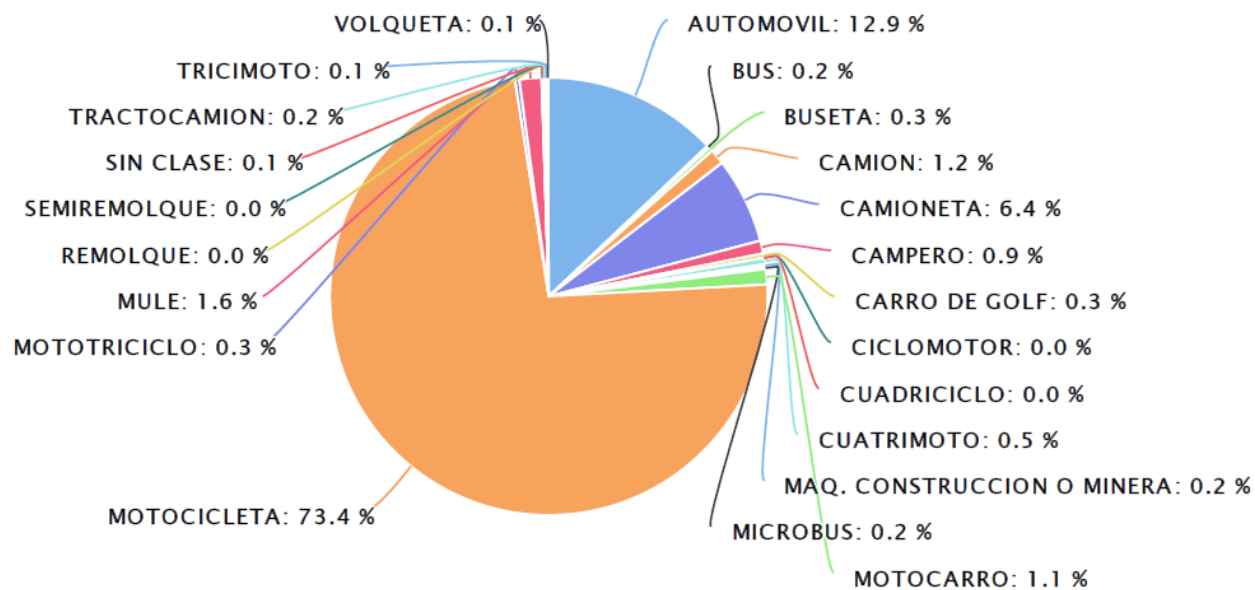
Optimization of signalized intersections



Implementation of road signs in the Department



Porcentaje de Censos por Clase de Vehículo. Total Vehículos: 30000 ≡



Benefited Population:

**65,627**

Project Cost:

**\$ 1,896,350,000**

Type of Contractual Process:

**Licitación Pública**

Elaboration and study delivery:

**2017 - 2018**

\*Source Dane 2005



# LEGITIMATE + AUTOMOTIVE FLEET



Amount of junked or disintegrated vehicles



During 2018, the scrapping of approximately 800 vehicles or automotive elements was achieved, generating 345 vehicle replacements.

# PROGRAM: MORE SECURE MOBILITY

## MOBILITY + PEDAGOGICAL

### SCOPE:

Manage measures in road safety in the Departmental Archipelago of San Andres, Providence and Santa Catalina.



Number of awareness campaigns for compliance with traffic regulations and traffic signs



Training in road safety for teachers and students



Program for control oriented to the prevention of traffic accidents





# TRAINING IN ROAD SAFETY MATTERS TO TEACHERS AND STUDENTS



Benefited Population:

**65,627**

Project Cost:

**\$ 150,226,624**

Type of Contractual Process:

**Service Provision  
Contract**

Elaboration and Product Delivery:

**2018**

\*Source Dane 2005



# STRENGTHENING OF THE MUNICIPAL COSO



Benefited Population:

**65,627**

Project Cost:

**\$ 600,000,000**

Type of Contractual Process:

**Public Bidding**

Elaboration and Product Delivery:

**2018**

\*Source: Dane 2005

Secretariat of  
Government

*Account  
Rendition*

DEVELOPMENT PLAN 2016 - 2019

2018



GOBERNACIÓN  
Departamento Archipiélago  
de San Andrés, Providencia y  
Santa Catalina

LOS QUE SOÑAMOS  
SOMOS MÁS

# DEVELOPMENT PLAN PROGRAMS



Citizen, democratic and community participation.



Safe and Peaceful Territories



Guarantee of respect for Human Rights



Risk and disaster management



# DEMOCRATIC AND COMMUNITY CITIZEN PARTICIPATION



More strengthening



More leaders



More Community Organizations



More support to social organizations

# STRENGTHENING OF LOCAL LEADERSHIP EXPERIENCES OF CITIZEN CONSTRUCTION AND PUBLIC POLICIES.

## Benefits

Capacities/Impact

49 Communal Organizations

## Challenge

- The Government of San Andres Island, through the Government Secretariat, gave training in each of the Communal Center in accounting, financial and communal legislation, to the Communal Council according to schedules already established by the IVC team.
- With these trainings we are seeking that leaders know the functioning and the responsibility that as communal you have within these organizations.
- In 2018, 8 trainings were carried out at different Communal Boards.



Cost

Current Approval

**\$250**  
MILLIONS

2018 Execution Status

**80%**

# DEVELOPMENT OF PROCESSES FOR CITIZEN PARTICIPATION AND MITIGATION OF VULNERATION OF RIGHTS IN SAN ANDRES ISLAND

## Benefits

### Capacities/Impact

Creation of the spiritual Week through Ordinance.

### UNION BETWEEN RELIGIOUS LEADERS IN THE ARCHIPELAGO

Show another Image of the Archipelago in the week of spirituality (September 23<sup>rd</sup> -29<sup>th</sup>).



Cost  
Current Approval

**\$90**  
MILLIONS

2018 Execution Status

**45%**



# SAFE AND PEACEFUL TERRITORY



justice, security and citizen coexistence space



More secure forces to fight crime



GOBERNACIÓN  
Departamento Archipiélago  
de San Andrés, Providencia y  
Santa Catalina

**+ ARCHIPIÉLAGO  
TRANSPARENTE**

*Rendición  
de cuentas*  
PLAN DE DESARROLLO 2016-2019

**2018**

**LOS QUE SOÑAMOS  
SOMOS MÁS**

# JUSTICE AND COEXISTENCE SPACE

## Benefits

### Capacities/Impact

- 396 people participated in 27 community gatherings.
- 396 people received intervention from professionals in theology.
- 28 people received direct intervention by professionals in law.
- Peace and coexistence agreements were initiated in 8 sectors.
- Health care (physiotherapy and nursing) was provided to 13 people.
- 11 people were trained and advised to whom their business idea will be financed



Cost  
Current Approval

**\$700**  
MILLIONS

2018 Execution Status

**90%**

# MORE SECURE FORCES TO COMBAT CRIME

LEGAL SUPPORT	ITEM	VALUE
DECREE 0634 OF 12/14/2017 "By means of which the budget of income and capital resources and expenses or appropriations of the Archipelago Department of San Andres, Providencia and Santa Catalina is liquidated for the 2018 fiscal year "	FODESEC (FONSET)	\$1.335.000.000

Cost  
Current Approval

**\$1.335**  
MILLIONS

2018 Execution Status

**62%**



# MORE SECURE FORCES TO FIGHT CRIME

ENTITY	OBJECTIVE	VALUE	ASSIGNED PERCENTAGE
Air Force	Air patrols fuel	\$ 202.000.000	15,1%
Colombia Immigration	Lodging and food for migrants	\$ 60.000.000	4,5%
Colombia Immigration	Air transportation for migrants	\$ 30.000.000	2,2%
Colombia Immigration	Addition for migrants transitional room	\$ 78.000.000	5,8%
Cesyp	Lubrication and fuel	\$ 199.000.000	14,9%
Police	Food, personal accommodation, support for NMCSQ	\$ 260.000.000	19,5%
Secretariat of Government	Prevention Project	\$ 506.000.000	37,9%
Sum Allocated Value		\$1.335.000.000	100%

# GUARANTEE OF RESPECT FOR HUMAN RIGHTS



More promotion activities in Human Rights



Fight against human trafficking



Attention at the Family Welfare Agency

# PROMOTION OF HUMAN RIGHTS

## Benefits

### Capacities/Impact

An Archipelago without human trafficking.

## COORDINATION AND INTERINSTITUTIONAL SUPPORT



### Cost

Current Approval

\$00,000

2018 Execution Status

40%



# IMPLEMENTATION OF THE 24 HOUR SERVICE AT THE SAN ANDRES ISLAND FAMILY WELFARE AGENCY.

## Benefits

### Capacities/Impact

24-hour assistance from the Family Welfare Agency.

## Challenges:

Have three substitute homes assigned to the Family Welfare Agency and a temporary home with 8 spaces within the Department, where protection can be provided to those who are in violation of rights, according to the law.

Indicator Name	2018 Behavior	Development Plan Goal	%
Measures for the protection or restoration of rights dictated	100	200	50%
Complaints received before the family commissioner	256	200	100%
Police Actions	97	50	100%

## Cost

### Current Approval

**\$250**  
MILLIONS

### 2018 Execution Status

**83%**

# IMPLEMENTATION OF THE ATTENTION TO CHILDREN AND ADOLESCENTS PROGRAM WHO ARE VICTIMS OF DOMESTIC VIOLENCE IN SAN ANDRES ISLAND.

## Benefits Capacities/Impact

### BEHAVIOR FOR 2018

In 2018, 53 referrals were received from ICBF, for domestic violence in the form of mistreatment against minors, 35 from the local hospital, 10 referrals from the National Police; in addition to 12 received directly from the Family Service Agency. For all these applications, in accordance with Law 1098 of 2006 and its amendments, the concept of compliance with the rights was issued and, by means of an auto, specific protection measures were adopted for each process. Reaching the expected goal, by 2018.

With regard to the complaints, in 2018: 256 requests for attention were received before the Family Service Agency for the different types of attention. An opening was made to 256 socio-family stories, surpassing the baseline, reaching the goal for 2018.

For all requests are records of the proceedings, which are filed at Family Service Agency and issued a total of 97 police protections



## Challenges:

Have three substitute homes assigned to the Family Service Agency and a temporary home with 8 spaces within the Department, where protection can be provided to those who are in violation of rights, according to the law for 2019.

Cost  
Current Approval

50  
MILLIONS

2018 Implementation Status

0%

# DISASTER RISK MANAGEMENT



Disaster risk mitigation



Strengthening firefighting activity



GOBERNACIÓN  
Departamento Archipiélago  
de San Andrés, Providencia y  
Santa Catalina

**+ ARCHIPIÉLAGO  
TRANSPARENTE**

*Rendición  
de cuentas*  
PLAN DE DESARROLLO 2016-2019

**2018**

**LOS QUE SOÑAMOS  
SOMOS MÁS**



# DISASTER RISK MANAGEMENT

## Benefits

### Capacities/Impact

Community in general of the Department.



## Challenges

Count on human and material resources to supply the community with water during dry season.



### Cost

Current Approval

**\$150**  
MILLIONS

2018 Execution Status

**90%**

# DISASTER RISK MANAGEMENT





PLAN DE DESARROLLO 2016-2019

# Gracias

LOS QUE SOÑAMOS SOMOS MÁS



Secretariat of  
Tourism

*Account  
Rendition*

DEVELOPMENT PLAN 2016 - 2019

2018



GOBERNACIÓN  
Departamento Archipiélago  
de San Andrés, Providencia y  
Santa Catalina

LOS QUE SOÑAMOS  
SOMOS MÁS

# 2018 TOURIST ARRIVAL

JANUARY	FEBRUARY	MARCH	APRIL	MAY	JUNE
Colombianos 80.822 Extranjeros 26.080 Total 106.902 Motivo Turistico 96.110	Colombianos 64.166 Extranjeros 27.660 Total 91.826 Motivo Turistico 82.935	Colombianos 67.103 Extranjeros 29.085 Total 96.188 Motivo Turistico 86.135	Colombianos 64.201 Extranjeros 22.516 Total 86.717 Motivo Turistico 73.741	Colombianos 64.629 Extranjeros 18.479 Total 83.108 Motivo Turistico 71.966	Colombianos 76.031 Extranjeros 14.685 Total 90.717 Motivo Turistico 77.925
JULY	AUGUST	SEPTEMBER	OCTOBER	NOVEMBER	DECEMBER
Colombianos 80.822 Extranjeros 26.080 Total 106.902 Motivo Turistico 96.110	Colombianos 64.166 Extranjeros 27.660 Total 91.826 Motivo Turistico 82.935	Colombianos 67.103 Extranjeros 29.085 Total 96.188 Motivo Turistico 86.135	Colombianos 64.201 Extranjeros 22.516 Total 86.717 Motivo Turistico 73.741	Colombianos 64.629 Extranjeros 18.479 Total 83.108 Motivo Turistico 71.966	Colombianos 76.031 Extranjeros 14.685 Total 90.717 Motivo Turistico 77.925
Ingreso Total por Motivo Turismo 997.623		Total Nacionales 899.703		Total Extranjeros 240.409	
Total Ingreso 2018 1.140.112					

# DEVELOPMENT PLAN PROGRAMS 2016-2019



More sustainability and quality in tourist offer.



More raizal cultural identity for tourist promotion



Diversification of the tourist offer



Specialized promotion of the destination



Prevention Of Problems Associated With Tourist Activity.



# 1st PROGRAM: MORE SUSTAINABILITY AND QUALITY IN THE TOURIST OFFER

## STRENGTHENING THE TOURISM SERVICES CHAIN



English Language



Attention and Customer Service



Food Handling

## MORE TOURIST QUALITY THROUGH STRENGTHENING OF TOURIST INFORMATION CENTER



PIT Peatonal



Airport Tourist Information Center



Big Pond Tourist Information Center

Executed Value

**\$327.070.065**

## Beneficiaries

Providers of tourist Services (business owners of the Creole Culture Square, Fair Tables, artisanal fishermen, Blowing Hole providers, and Rose Cay and Haynes Cay.

## Tourists attended at the Information Center:

National : 88.350  
Foreigners: 53.150  
Total: 141.455

Phase

**100%**

# 2nd PROGRAM: MORE RAIZAL CULTURAL IDENTITY FOR TOURIST PROMOTION

## MORE TYPICAL ISLAND GASTRONOMY FOR TOURISM



Fi Wih Tiest  
Academic Event



Caribbean Raizal Taste,  
the Slow Fish Caribbean  
Campaign



Land Of Sabrosura



## Beneficiaries

- Raizal Population.
- Native Lodge Owners.
- Owners of Tourist Lodges, inns, tourist apartments, and hotels.
- Tourist Service Providers.

## FORTALECIMIENTO DE POSADA NATIVAS



Awareness Chats (ESCNNA)



Luk Pahn Mih Project

Phase

100%



# 3rd PROGRAM: DIVERSIFICATION OF THE TOURIST OFFER

## MORE NAUTICAL AND SPECIALIZED TOURISM



Cove Dock Inauguration



Rotaract Bidistrital Conference

## MORE AND BETTER TOURIST ATTRACTIONS



Executed Value

**\$820.000.000**

## Beneficiaries

- Tourists and Residents who benefit from Tourist activity.
- Maritime transporters sector.
- Tourist Service Providers and Population that depends on the tourism sector.

Phase

**100%**



# 4th PROGRAM: SPECIALIZED PROMOTION OF THE DESTINATION.

## DIVULGATION AND TOURIST PROMOTION



FIT Fair 2018 LATINAMERICA  
Argentina



IMEX Fair of the Americas.  
Las Vegas



Brazil Work Shop



World Tourism Day



Crucero "Ms Fram" de  
bandera Noruega



Welcoming Senior Adults

Executed Value

**\$79.341.912**

## Beneficiaries

Tourist Service Providers and  
Population that depends  
Directly or Indirectly from the  
Tourism Sector.

Phase

**100%**

# PROGRAM 5: MORE SUSTAINABILITY AND QUALITY IN THE TOURIST OFFER.

## MORE TOURIST SECURITY



Awareness Campaigns



Amphibious Chair Delivery



Eyes Everywhere Program



Rescue Towers Inauguration



JCleaning Campaign



Lifeguards



Marine Species Conservation

Phase

Executed Value

**\$67.731.225**

## Beneficiaries

-Tourism Service Providers and Population that depends Directly or Indirectly from the Tourism Sector.

-Tourists and residents who make use of public spaces such as beaches, etc.

**100%**



# TOURISM INFRASTRUCTURE WORKS INAUGURATED IN 2018





PLAN DE DESARROLLO 2016-2019

# Gracias

LOS QUE SOÑAMOS SOMOS MÁS